

Selected Socio-Economic Data

Montgomery County, Texas

African American and White, Not Hispanic

Data Set: Census 2000 Summary File 3 (SF 3) - Sample Data

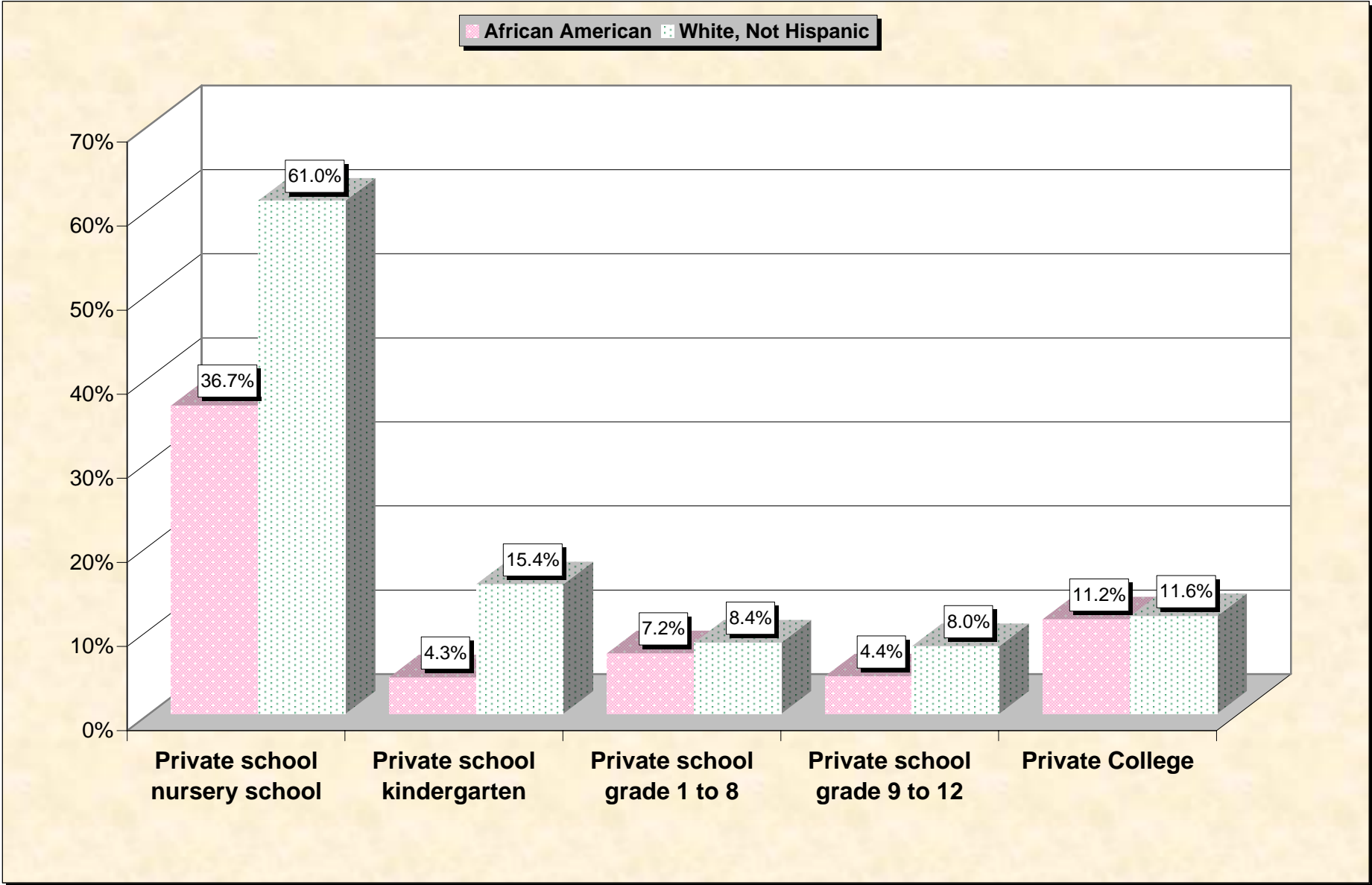
Chart 1 -- Single-Parent Family Households (Householder 15 to 64 years) Montgomery County, Texas



Source: Data Set: Census 2000 Summary File 3 (SF 3) - Sample Data - P146B. HOUSEHOLDS BY AGE OF HOUSEHOLDER BY HOUSEHOLD TYPE (INCLUDING LIVING ALONE) BY PRESENCE OF OWN CHILDREN UNDER 18 YEARS (BLACK OR AFRICAN AMERICAN ALONE HOUSEHOLDER) [31] - Universe: Households with a householder who is Black or African American alone; P146I. HOUSEHOLDS BY AGE OF HOUSEHOLDER BY HOUSEHOLD TYPE (INCLUDING LIVING ALONE) BY PRESENCE OF OWN CHILDREN UNDER 18 YEARS (WHITE ALONE, NOT HISPANIC OR LATINO HOUSEHOLDER) [31] - Universe: Households with a householder who is White alone, not Hispanic or Latino.

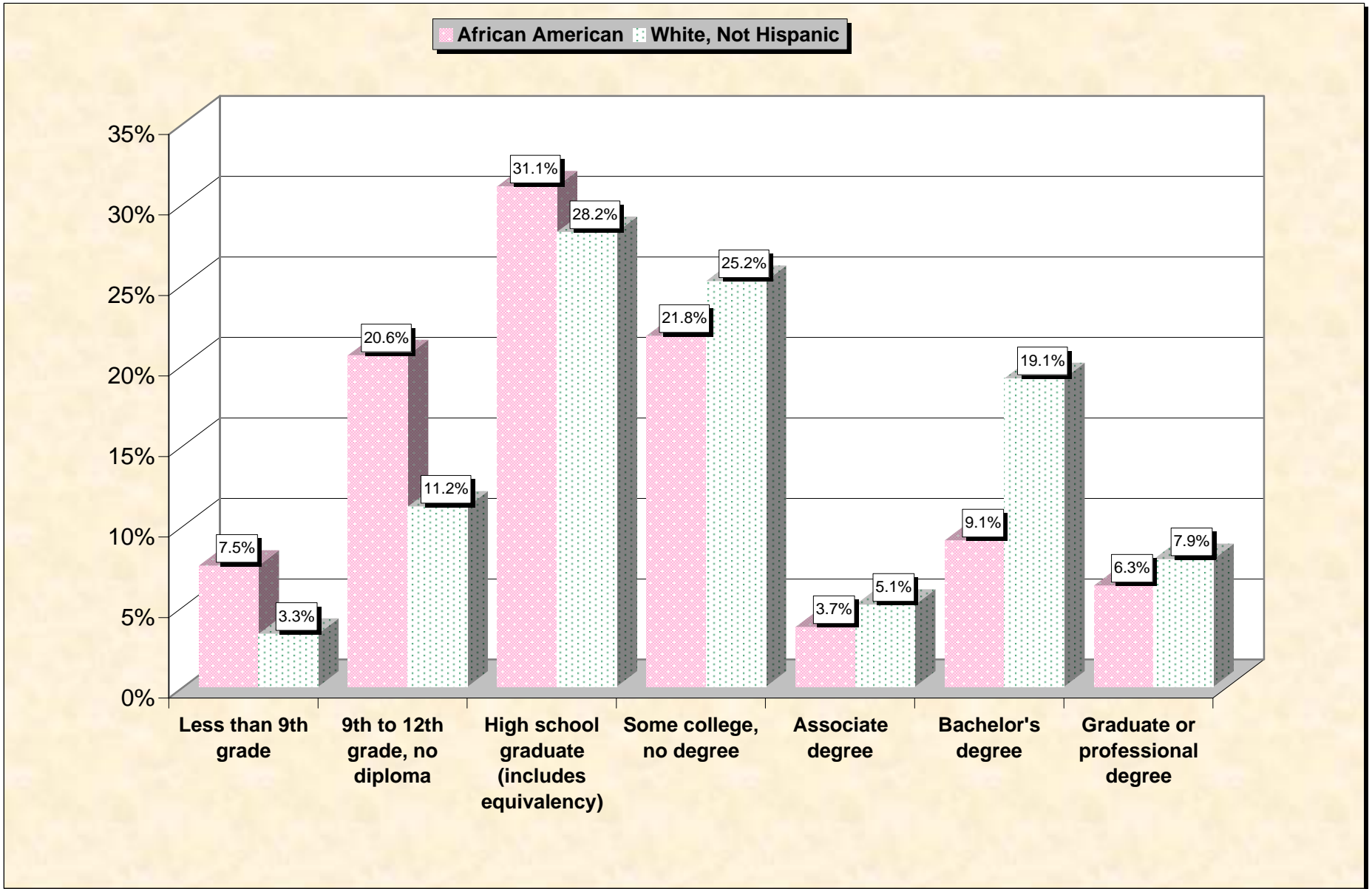
Chart 2 -- Private School Enrollment (3 years and over)

Montgomery County, Texas



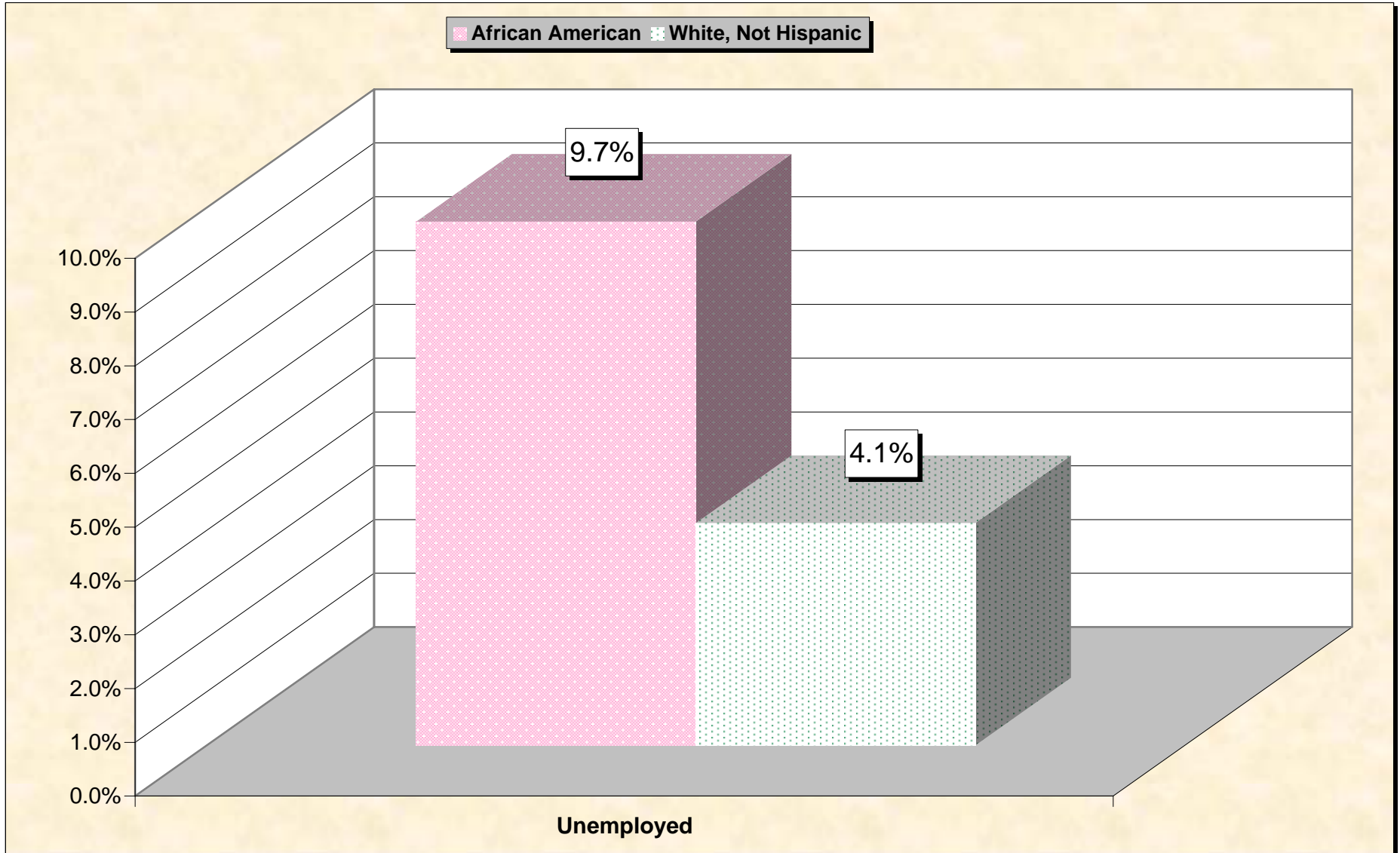
Source: Data Set: Census 2000 Summary File 3 (SF 3) - Sample Data -- P147B. SCHOOL ENROLLMENT BY LEVEL OF SCHOOL BY TYPE OF SCHOOL FOR THE POPULATION 3 YEARS AND OVER (BLACK OR AFRICAN AMERICAN ALONE) [17] - Universe: Black or African American alone 3 years and over; P147I. SCHOOL ENROLLMENT BY LEVEL OF SCHOOL BY TYPE OF SCHOOL FOR THE POPULATION 3 YEARS AND OVER (WHITE ALONE, NOT HISPANIC OR LATINO) [17] - Universe: White alone, not Hispanic or Latino population 3 years and over.

Chart 3 -- Educational Attainment (25 years and over) Montgomery County, Texas



Source: Data Set: Census 2000 Summary File 3 (SF 3) - Sample Data -- P148B. SEX BY EDUCATIONAL ATTAINMENT FOR THE POPULATION 25 YEARS AND OVER (BLACK OR AFRICAN AMERICAN ALONE) [17] - Universe: Black or African American alone 25 years and over; P148I. SEX BY EDUCATIONAL ATTAINMENT FOR THE POPULATION 25 YEARS AND OVER (WHITE ALONE, NOT HISPANIC OR LATINO) [17] - Universe: White alone, not Hispanic or Latino population 25 years and over.

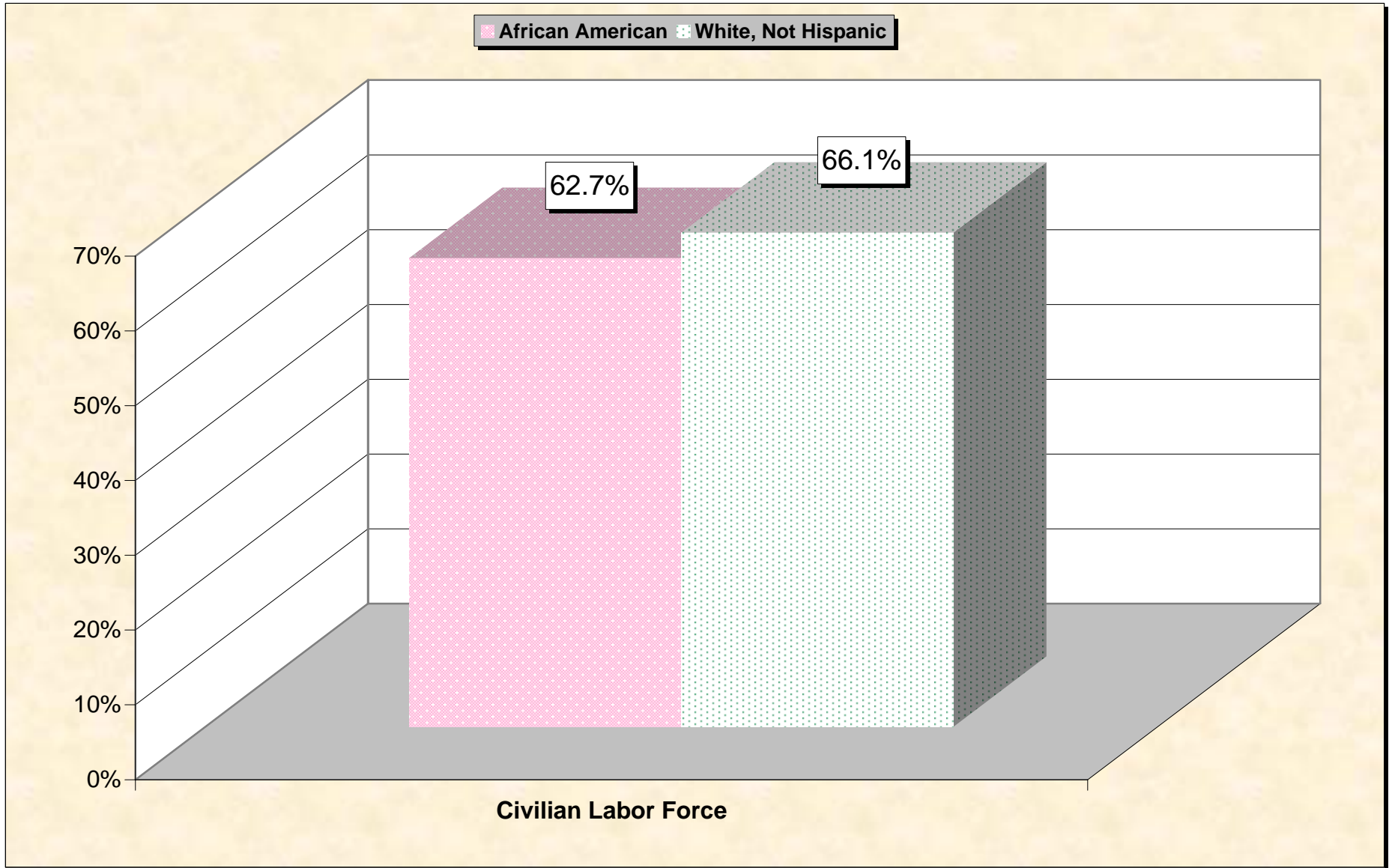
Chart 4 -- Unemployment Rate (Civilian Labor Force) Montgomery County, Texas



Note: Unemployment rate is defined as a percentage of the civilian labor force.

Source: Data Set: Census 2000 Summary File 3 (SF 3) - Sample Data -- P150B. SEX BY EMPLOYMENT STATUS FOR THE POPULATION 16 YEARS AND OVER (BLACK OR AFRICAN AMERICAN ALONE) [15] - Universe: Black or African American alone 16 years and over; P150I. SEX BY EMPLOYMENT STATUS FOR THE POPULATION 16 YEARS AND OVER (WHITE ALONE, NOT HISPANIC OR LATINO) [15] - Universe: White alone, not Hispanic or Latino population 16 years and over.

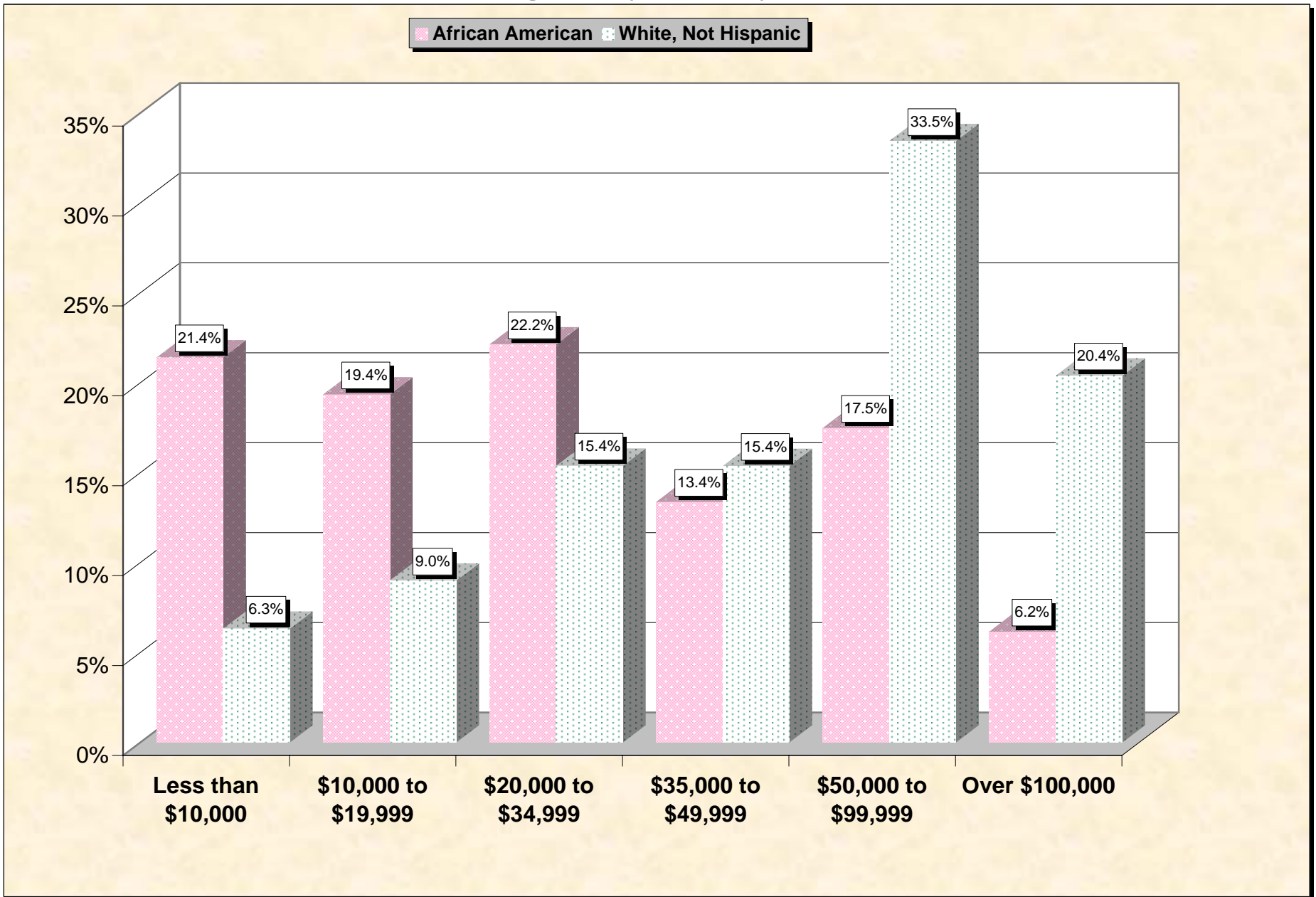
Chart 5 -- Labor Force Participation (Civilian Labor Force) Montgomery County, Texas



Note: Labor force participation rate is defined as a percentage of the civilian population over 16.

Source: Data Set: Census 2000 Summary File 3 (SF 3) - Sample Data -- P150B. SEX BY EMPLOYMENT STATUS FOR THE POPULATION 16 YEARS AND OVER (BLACK OR AFRICAN AMERICAN ALONE) [15] - Universe: Black or African American alone 16 years and over; P150I. SEX BY EMPLOYMENT STATUS FOR THE POPULATION 16 YEARS AND OVER (WHITE ALONE, NOT HISPANIC OR LATINO) [15] - Universe: White alone, not Hispanic or Latino population 16 years and over.

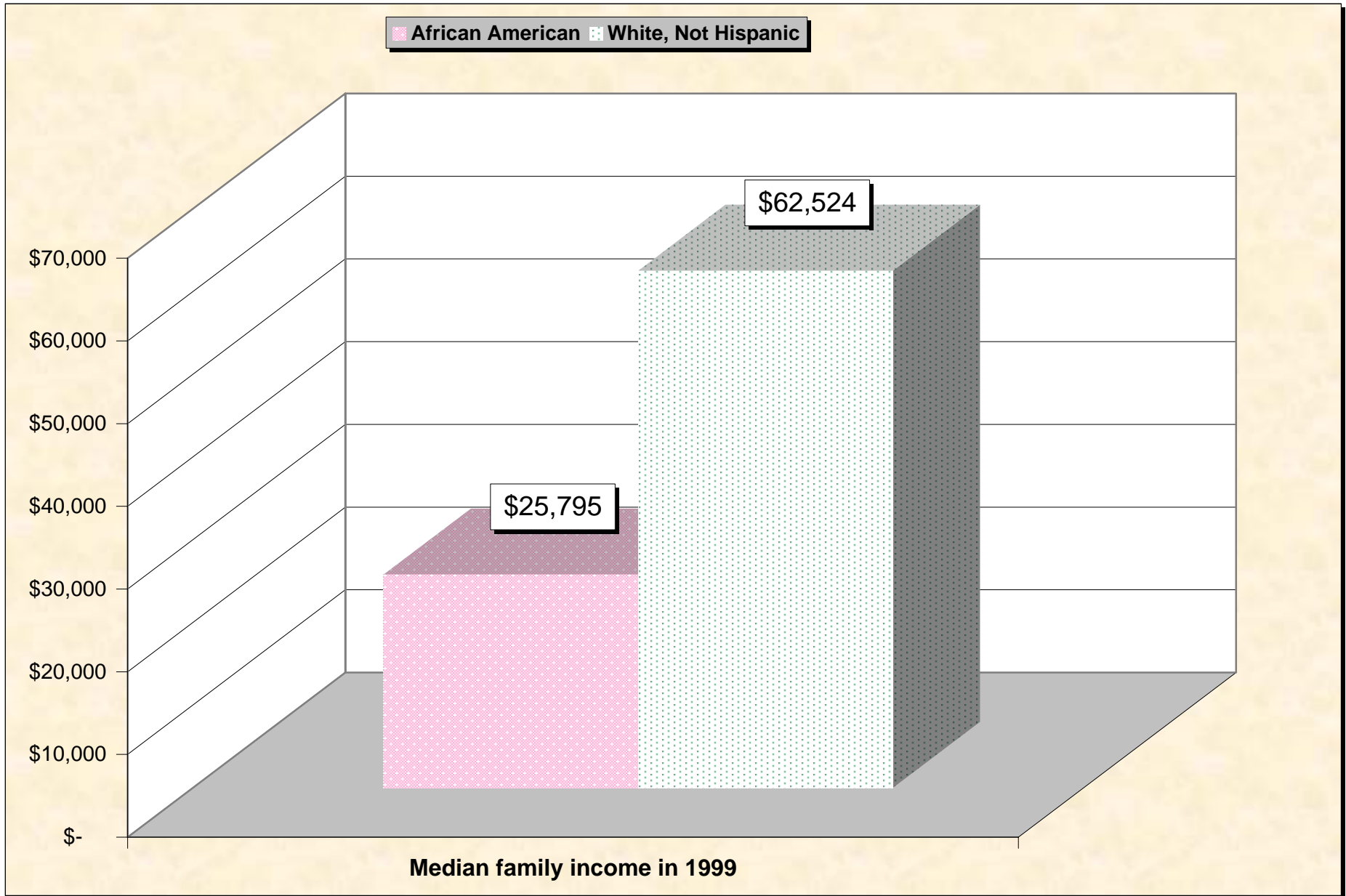
Chart 6 -- Household Income in 1999 Montgomery County, Texas



Source: Data Set: Census 2000 Summary File 3 (SF 3) - Sample Data -- P151B. HOUSEHOLD INCOME IN 1999 (BLACK OR AFRICAN AMERICAN ALONE HOUSEHOLDER) [17] - Universe: Households with a householder who is Black or African American alone; P151I. HOUSEHOLD INCOME IN 1999 (WHITE ALONE, NOT HISPANIC OR LATINO HOUSEHOLDER) [17] - Universe: Households with a householder who is White alone, not Hispanic or Latino.

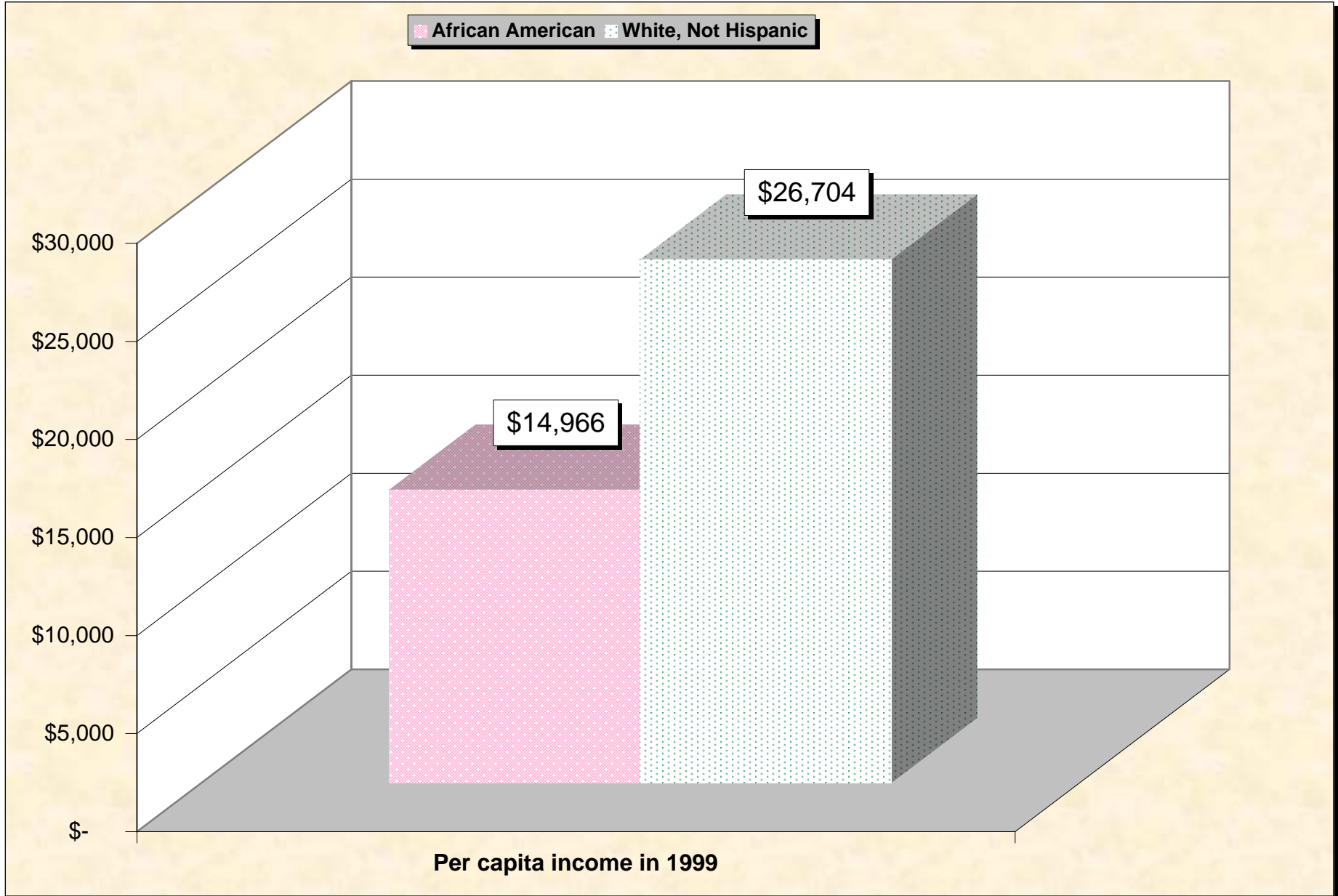
Chart 7 -- Median Family Income In 1999

Montgomery County, Texas



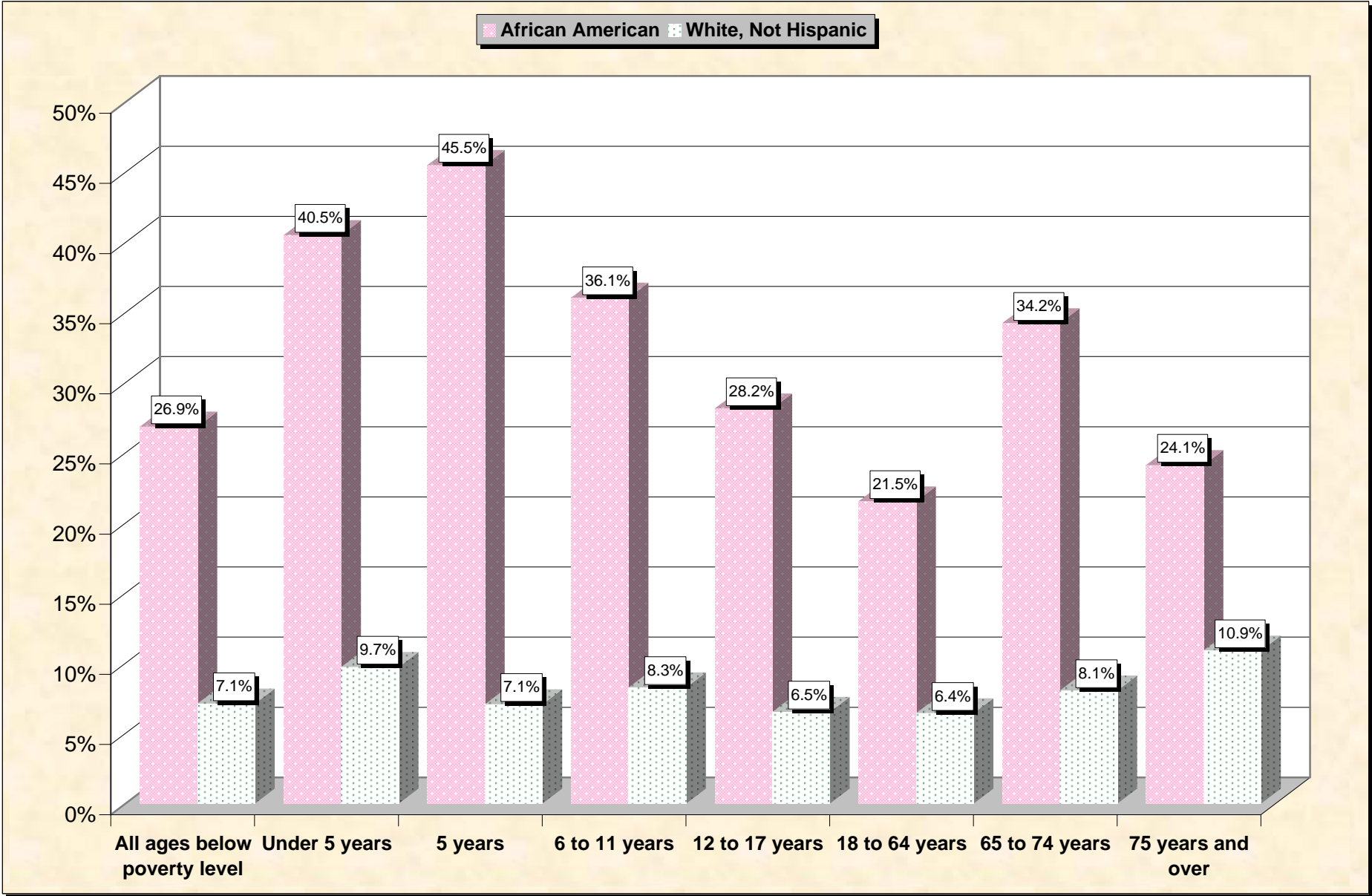
Source: Data Set: Census 2000 Summary File 3 (SF 3) - Sample Data -- P155B. MEDIAN FAMILY INCOME IN 1999 (DOLLARS) (BLACK OR AFRICAN AMERICAN ALONE HOUSEHOLDER) [1] - Universe: Families with a householder who is Black or African American alone ; P155I. MEDIAN FAMILY INCOME IN 1999 (DOLLARS) (WHITE ALONE, NOT HISPANIC OR LATINO HOUSEHOLDER) [1] - Universe: Families with a householder who is White alone, not Hispanic or Latino.

Chart 8 -- Per Capita Income In 1999 Montgomery County, Texas



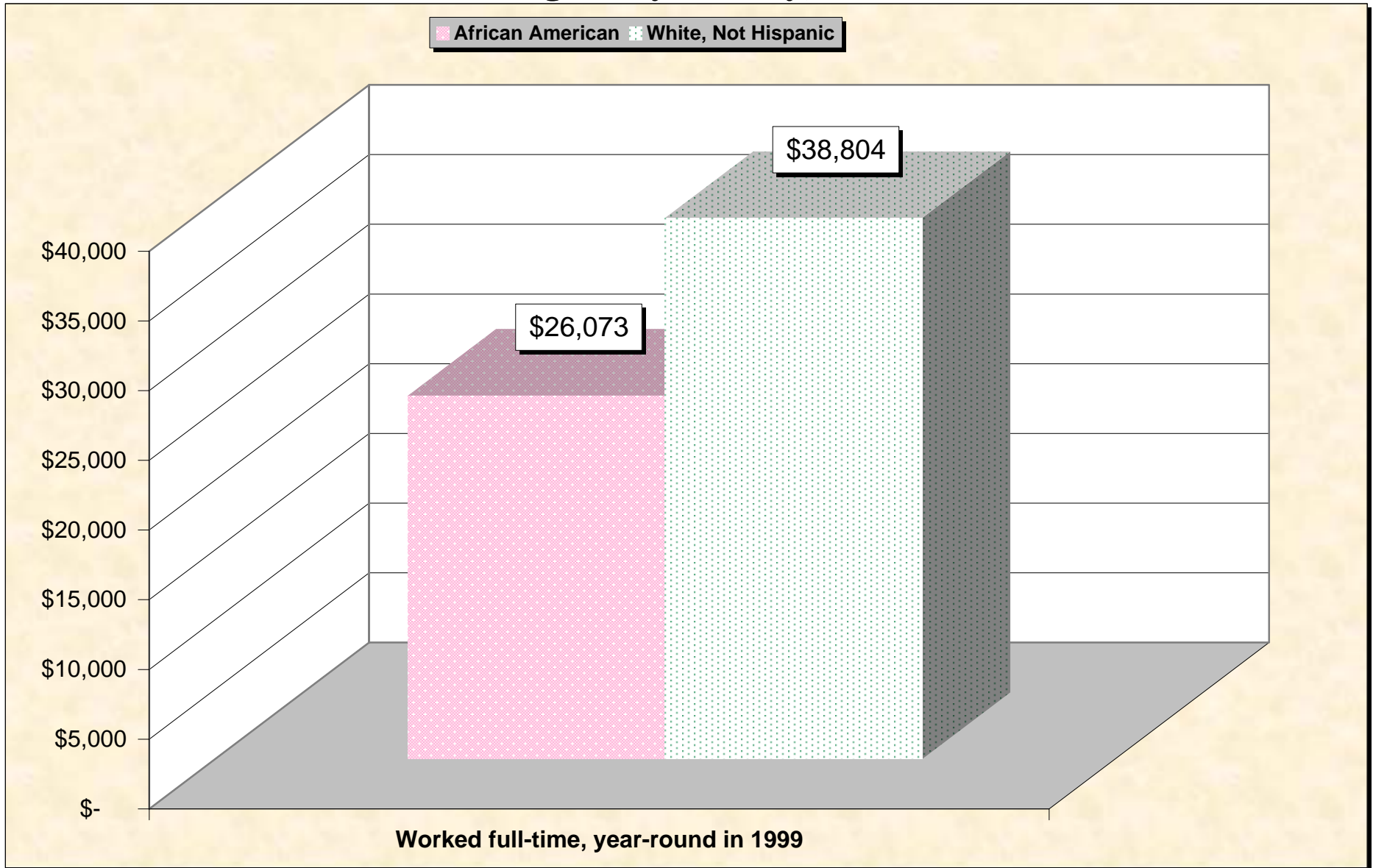
Source: Data Set: Census 2000 Summary File 3 (SF 3) - Sample Data -- P157B. PER CAPITA INCOME IN 1999 (DOLLARS) (BLACK OR AFRICAN AMERICAN ALONE) [1] - Universe: Black or African American alone; P157I. PER CAPITA INCOME IN 1999 (DOLLARS) (WHITE ALONE, NOT HISPANIC OR LATINO) [1] - Universe: White alone, not Hispanic or Latino population.

Chart 9 -- Income in 1999 Below Poverty Level by Age Montgomery County, Texas



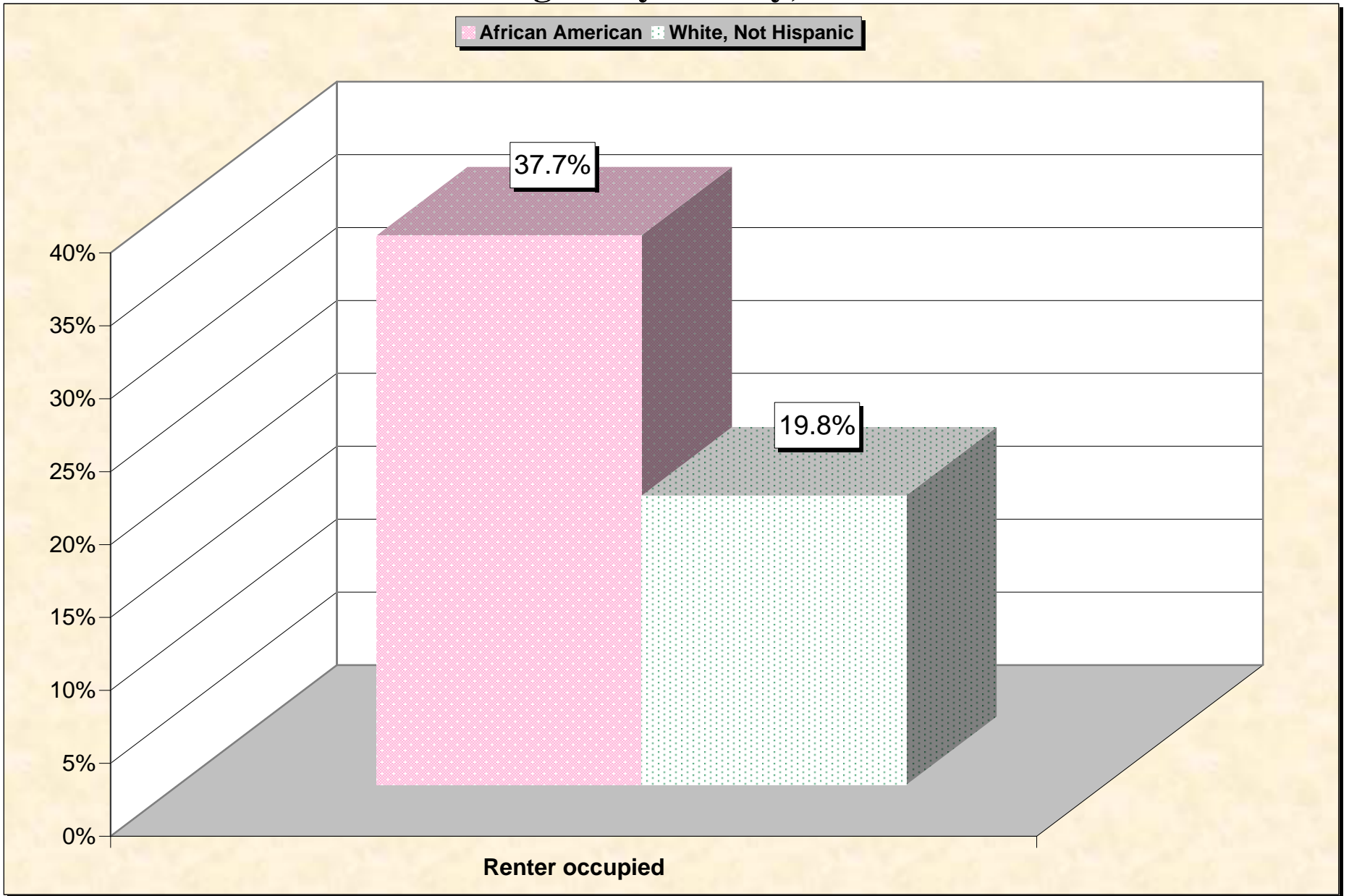
Source: Data Set: Census 2000 Summary File 3 (SF 3) - Sample Data -- P159B. POVERTY STATUS IN 1999 BY AGE (BLACK OR AFRICAN AMERICAN ALONE) [17] - Universe: Black or African American alone for whom poverty status is determined; P159I. POVERTY STATUS IN 1999 BY AGE (WHITE ALONE, NOT HISPANIC OR LATINO) [17] - Universe: White alone, not Hispanic or Latino population for whom poverty status is determined.

Chart 10 -- Median Earnings in 1999 Montgomery County, Texas



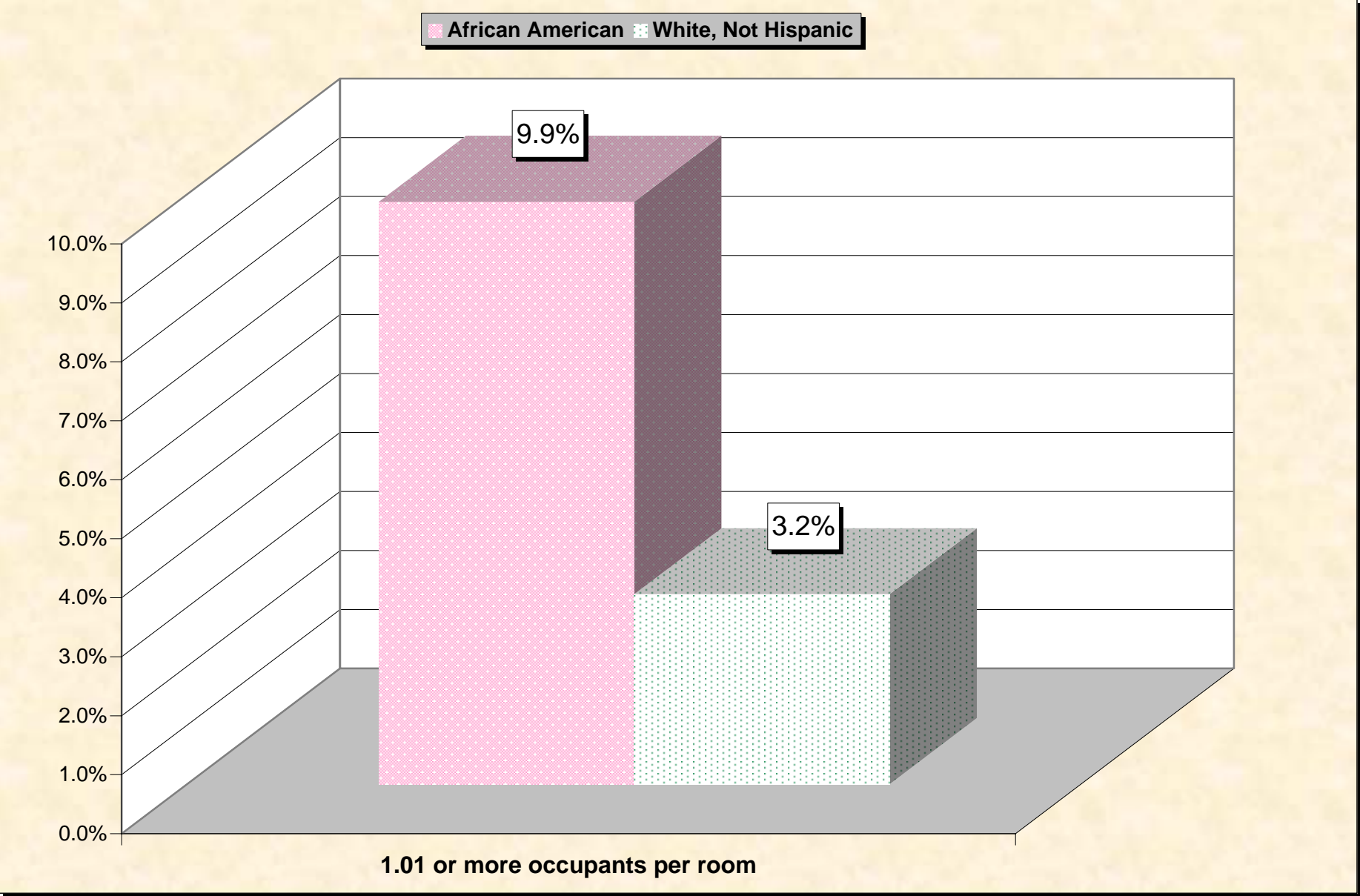
Source: Data Set: Census 2000 Summary File 3 (SF 3) - Sample Data -- PCT74B. MEDIAN EARNINGS IN 1999 (DOLLARS) BY WORK EXPERIENCE IN 1999 BY SEX FOR THE POPULATION 16 YEARS AND OVER WITH EARNINGS (BLACK OR AFRICAN AMERICAN ALONE) [6] - Universe: Black or African American alone 16 years and over with earnings in 1999; PCT74I. MEDIAN EARNINGS IN 1999 (DOLLARS) BY WORK EXPERIENCE IN 1999 BY SEX FOR THE POPULATION 16 YEARS AND OVER WITH EARNINGS (WHITE ALONE, NOT HISPANIC OR LATINO) [6] - Universe: White alone, not Hispanic or Latino population 16 years and over with earnings in 1999.

Chart 11 -- Renter-Occupied Housing Montgomery County, Texas



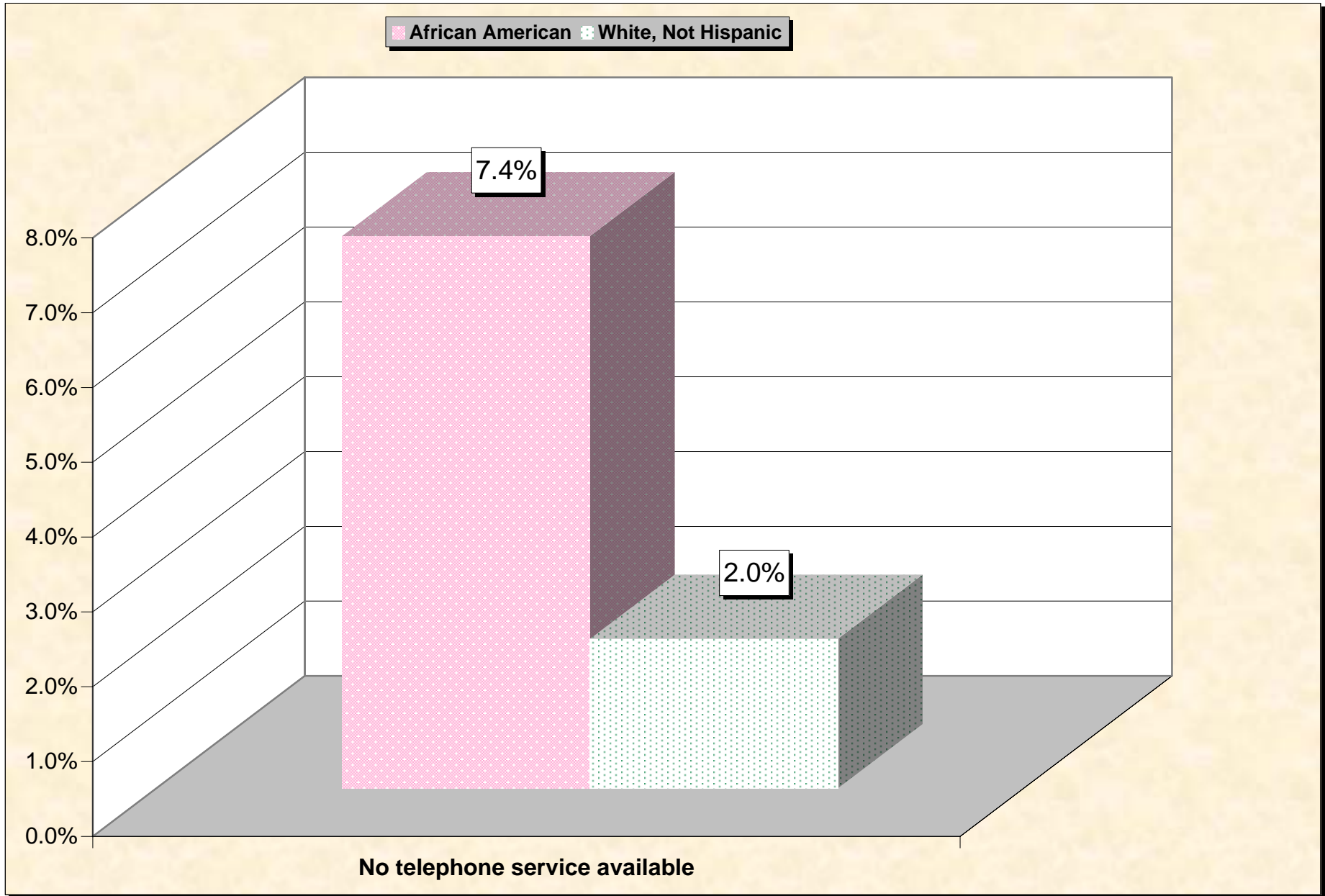
Source: Data Set: Census 2000 Summary File 3 (SF 3) - Sample Data -- H11. TENURE BY RACE OF HOUSEHOLDER [17] - Universe: Occupied housing units; H13. TENURE (WHITE ALONE, NOT HISPANIC OR LATINO HOUSEHOLDER) [3] - Universe: Occupied housing units with a householder who is White alone, not Hispanic or Latino.

Chart 12 -- Occupants Per Room (Crowding) by Household Montgomery County, Texas



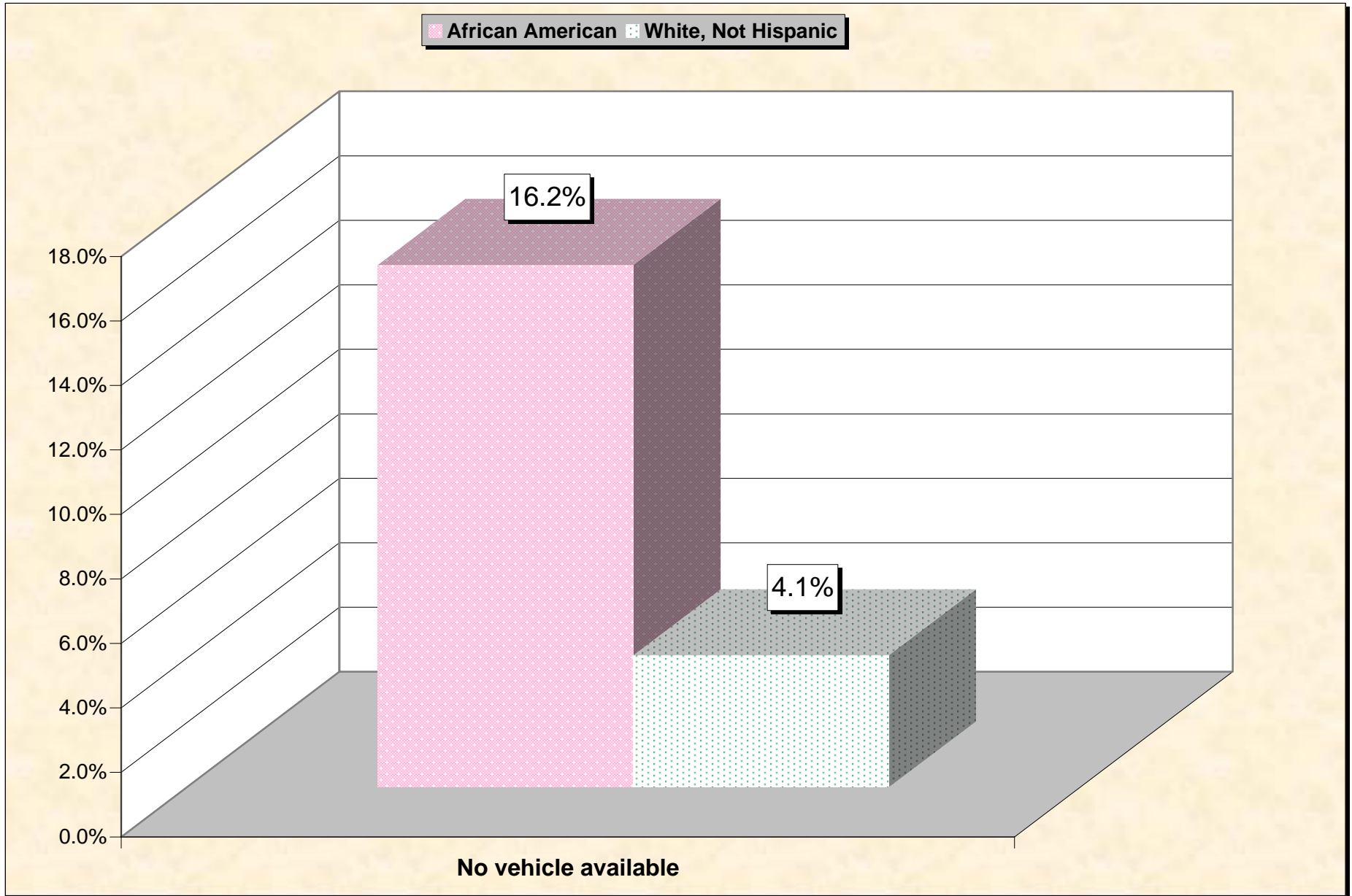
Source: Data Set: Census 2000 Summary File 3 (SF 3) - Sample Data -- HCT29B. OCCUPANTS PER ROOM (BLACK OR AFRICAN AMERICAN ALONE HOUSEHOLDER) [3] - Universe: Occupied housing units with a householder who is Black or African American alone; HCT29I. OCCUPANTS PER ROOM (WHITE ALONE, NOT HISPANIC OR LATINO HOUSEHOLDER) [3] - Universe: Occupied housing units with a householder who is White alone, not Hispanic or Latino.

Chart 13 -- Lack of Telephone Service by Household Montgomery County, Texas



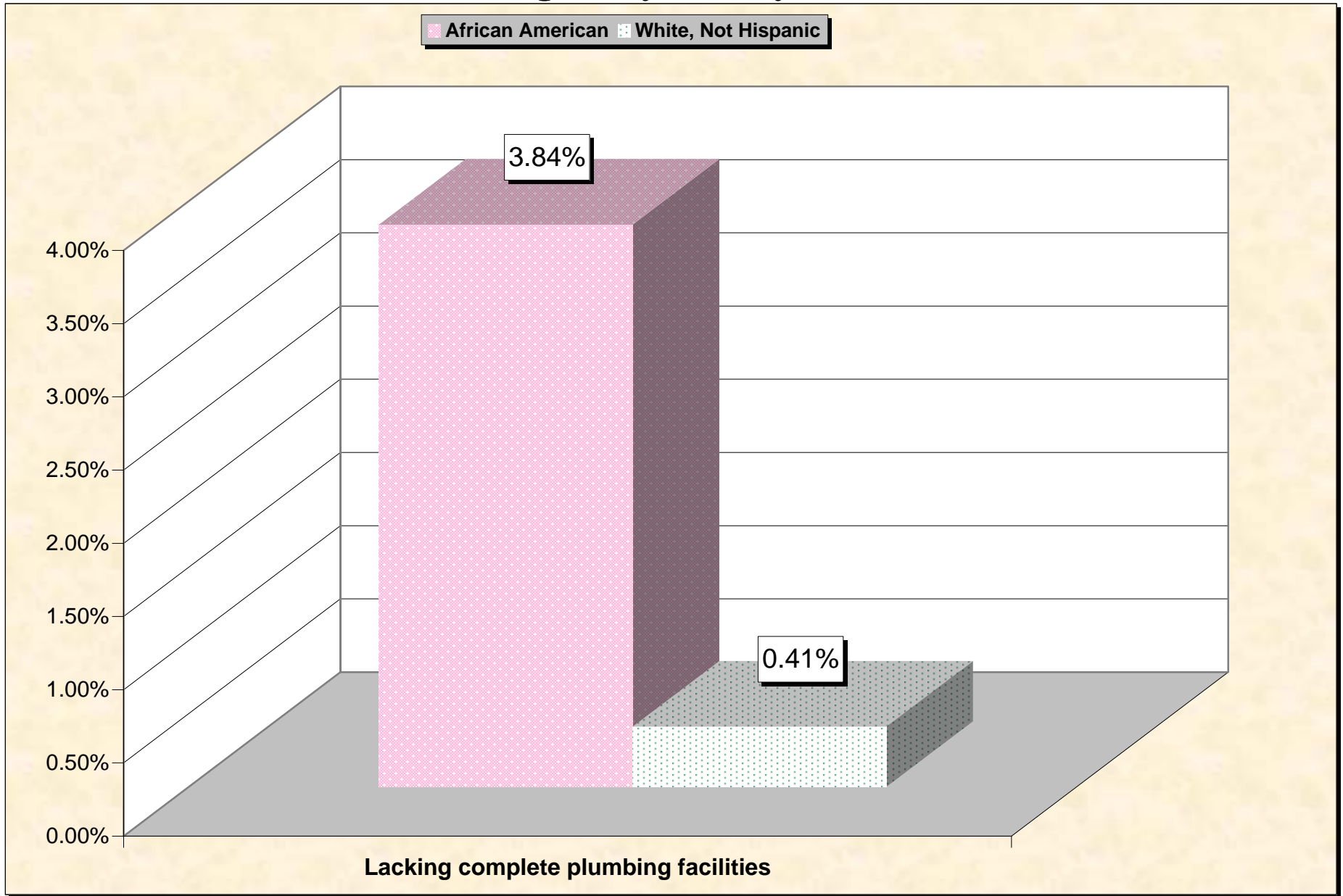
Source: Data Set: Census 2000 Summary File 3 (SF 3) - Sample Data -- HCT32B. TELEPHONE SERVICE AVAILABLE (BLACK OR AFRICAN AMERICAN ALONE HOUSEHOLDER) [3] - Universe: Occupied housing units with a householder who is Black or African American alone; HCT32I. TELEPHONE SERVICE AVAILABLE (WHITE ALONE, NOT HISPANIC OR LATINO HOUSEHOLDER) [3] - Universe: Occupied housing units with a householder who is White alone, not Hispanic or Latino.

Chart 14 -- Lack of Vehicle By Household Montgomery County, Texas



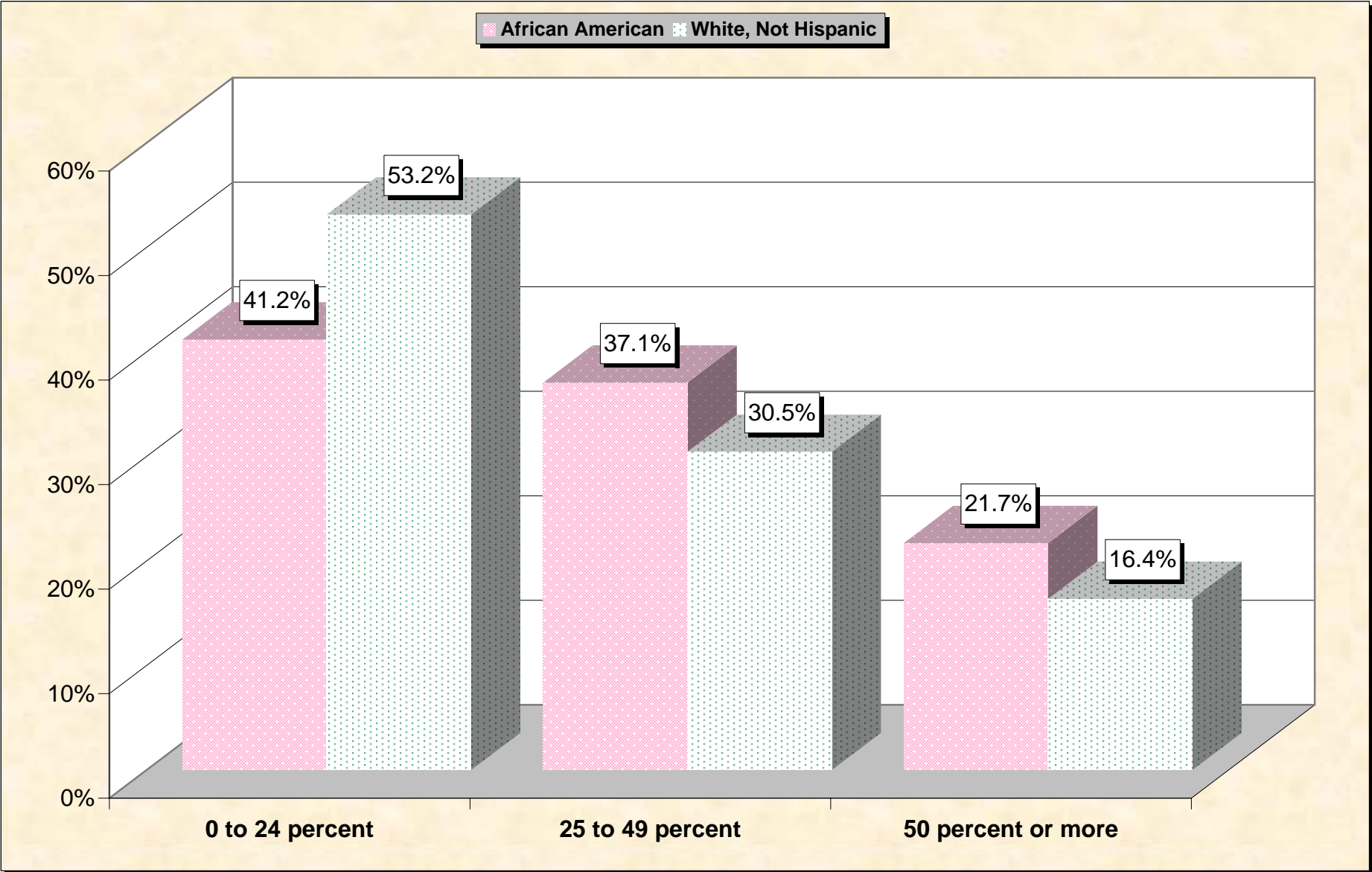
Source: Data Set: Census 2000 Summary File 3 (SF 3) - Sample Data -- HCT33B. VEHICLES AVAILABLE (BLACK OR AFRICAN AMERICAN ALONE HOUSEHOLDER) [3] - Universe: Occupied housing units with a householder who is Black or African American alone;; HCT33I. VEHICLES AVAILABLE (WHITE ALONE, NOT HISPANIC OR LATINO HOUSEHOLDER) [3] - Universe: Occupied housing units with a householder who is White alone, not Hispanic or Latino.

Chart 15 -- Lack of Plumbing By Household Montgomery County, Texas



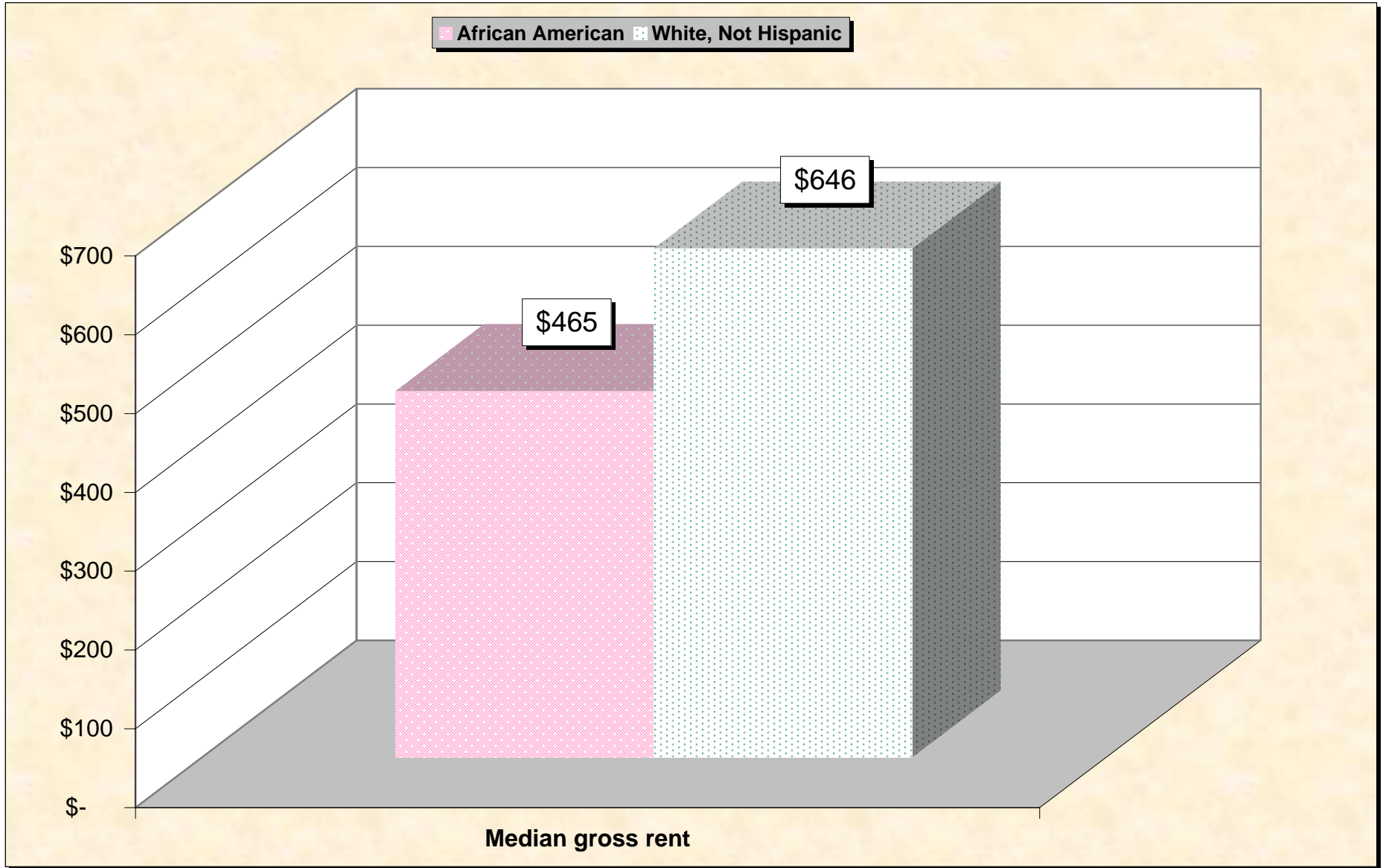
Source: Data Set: Census 2000 Summary File 3 (SF 3) - Sample Data -- HCT34B. PLUMBING FACILITIES (BLACK OR AFRICAN AMERICAN ALONE HOUSEHOLDER) [3] - Universe: Occupied housing units with a householder who is Black or African American alone; HCT34I. PLUMBING FACILITIES (WHITE ALONE, NOT HISPANIC OR LATINO HOUSEHOLDER) [3] - Universe: Occupied housing units with a householder who is White alone, not Hispanic or Latino.

Chart 16 -- Gross Rent as a Percentage of Household Income in 1999 Montgomery County, Texas



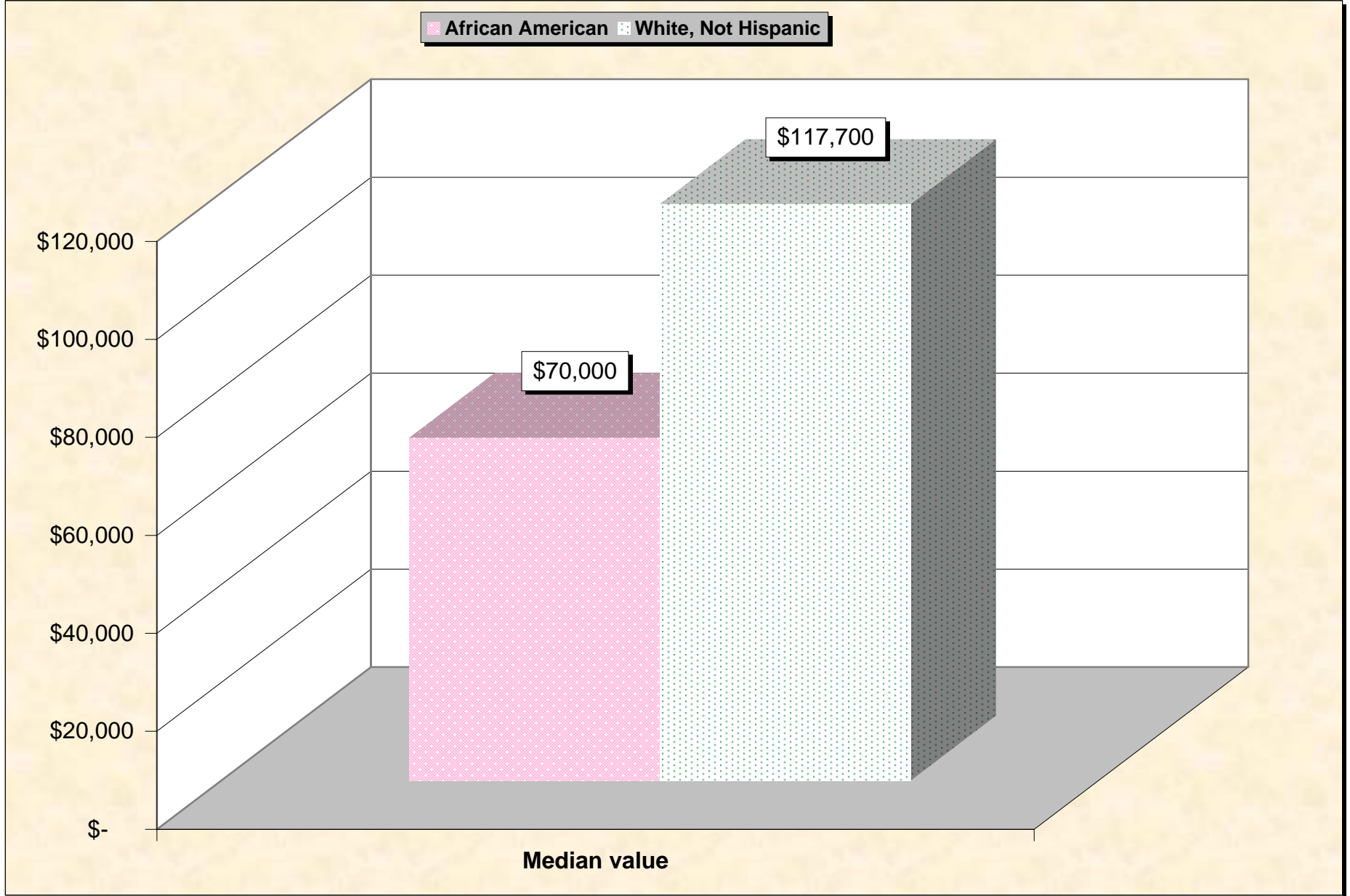
Source: Data Set: Census 2000 Summary File 3 (SF 3) - Sample Data -- HCT39B. GROSS RENT AS A PERCENTAGE OF HOUSEHOLD INCOME IN 1999 (BLACK OR AFRICAN AMERICAN ALONE HOUSEHOLDER) [11] - Universe: Specified renter-occupied housing units with a householder who is Black or African American alone; HCT39I. GROSS RENT AS A PERCENTAGE OF HOUSEHOLD INCOME IN 1999 (WHITE ALONE, NOT HISPANIC OR LATINO HOUSEHOLDER) [11] - Universe: Specified renter-occupied housing units with a householder who is White alone, not Hispanic or Latino.

Chart 17 -- Median Gross Rent By Household Montgomery County, Texas



Source: Data Set: Census 2000 Summary File 3 (SF 3) - Sample Data -- HCT37B. MEDIAN GROSS RENT (DOLLARS) (BLACK OR AFRICAN AMERICAN ALONE HOUSEHOLDER) [1] - Universe: Specified renter-occupied housing units paying cash rent with a householder who is Black or African American alone; HCT37I. MEDIAN GROSS RENT (DOLLARS) (WHITE ALONE, NOT HISPANIC OR LATINO HOUSEHOLDER) [1] - Universe: Specified renter-occupied housing units paying cash rent with a householder who is White alone, not Hispanic or Latino.

Chart 18 -- Median Home Value By Household Montgomery County, Texas



Source: Data Set: Census 2000 Summary File 3 (SF 3) - Sample Data -- HCT42B. MEDIAN VALUE (DOLLARS) (BLACK OR AFRICAN AMERICAN ALONE HOUSEHOLDER) [1] - Universe: Specified owner-occupied housing units with a householder who is Black or African American alone; HCT42I. MEDIAN VALUE (DOLLARS) (WHITE ALONE, NOT HISPANIC OR LATINO HOUSEHOLDER) [1] - Universe: Specified owner-occupied housing units with a householder who is White alone, not Hispanic or Latino.

HOUSEHOLDS BY AGE OF HOUSEHOLDER BY HOUSEHOLD TYPE (INCLUDING LIVING ALONE) BY PRESENCE OF OWN CHILDREN UNDER 18 YEARS

Source data for Chart 1

	African American Montgomery County, Texas	White, Not Hispanic Montgomery County, Texas
Total:	3,548	88,310
Householder 15 to 64 years:	3,011	73,255
Family households:	2,429	59,316
Married-couple family:	1,271	50,769
With own children under 18 years	864	28,365
No own children under 18 years	407	22,404
Other family:	1,158	8,547
Male householder, no wife present:	203	2,388
With own children under 18 years	117	1,533
No own children under 18 years	86	855
Female householder, no husband present:	955	6,159
With own children under 18 years	695	4,169
No own children under 18 years	260	1,990
Nonfamily households:	582	13,939
Householder living alone	501	10,984
Householder not living alone	81	2,955
Householder 65 years and over:	537	15,055
Family households:	293	8,787
Married-couple family:	134	7,491
With own children under 18 years	0	95
No own children under 18 years	134	7,396
Other family:	159	1,296
Male householder, no wife present:	30	252
With own children under 18 years	0	11
No own children under 18 years	30	241
Female householder, no husband present:	129	1,044
With own children under 18 years	7	0
No own children under 18 years	122	1,044
Nonfamily households:	244	6,268
Householder living alone	233	6,045
Householder not living alone	11	223

Source: Data Set: Census 2000 Summary File 3 (SF 3) - Sample Data - P146B. HOUSEHOLDS BY AGE OF HOUSEHOLDER BY HOUSEHOLD TYPE (INCLUDING LIVING ALONE) BY PRESENCE OF OWN CHILDREN UNDER 18 YEARS (BLACK OR AFRICAN AMERICAN ALONE HOUSEHOLDER) [31] - Universe: Households with a householder who is Black or African American alone; P146I. HOUSEHOLDS BY AGE OF HOUSEHOLDER BY HOUSEHOLD TYPE (INCLUDING LIVING ALONE) BY PRESENCE OF OWN CHILDREN UNDER 18 YEARS (WHITE ALONE, NOT HISPANIC OR LATINO HOUSEHOLDER) [31] - Universe: Households with a householder who is White alone, not Hispanic or Latino.

SCHOOL ENROLLMENT BY LEVEL OF SCHOOL BY TYPE OF SCHOOL FOR THE POPULATION 3 YEARS AND OVER

Source data for Chart 2

	African American Montgomery County, Texas	White, Not Hispanic Montgomery County, Texas
Total:	9,423	228,675
Enrolled in nursery school, preschool:		
Public school	210	4,829
Private school	133	1,882
Enrolled in kindergarten:	77	2,947
Public school	255	3,379
Private school	244	2,859
Enrolled in grade 1 to grade 8:	11	520
Public school	1,562	31,361
Private school	1,450	28,713
Enrolled in grade 9 to grade 12:	112	2,648
Public school	699	14,642
Private school	668	13,467
Enrolled in college:	31	1,175
Public school	588	9,130
Private school	522	8,071
Not enrolled in school	66	1,059
	6,109	165,334

Source: Data Set: Census 2000 Summary File 3 (SF 3) - Sample Data - P146B. HOUSEHOLDS BY AGE OF HOUSEHOLDER BY HOUSEHOLD TYPE (INCLUDING LIVING ALONE) BY PRESENCE OF OWN CHILDREN UNDER 18 YEARS (BLACK OR AFRICAN AMERICAN ALONE HOUSEHOLDER) [31] - Universe: Households with a householder who is Black or African American alone; P146I. HOUSEHOLDS BY AGE OF HOUSEHOLDER BY HOUSEHOLD TYPE (INCLUDING LIVING ALONE) BY PRESENCE OF OWN CHILDREN UNDER 18 YEARS (WHITE ALONE, NOT HISPANIC OR LATINO HOUSEHOLDER) [31] - Universe: Households with a householder who is White alone, not Hispanic or Latino.

SEX BY EDUCATIONAL ATTAINMENT FOR THE POPULATION 25 YEARS AND OVER

Source data for Chart 3

	African American Montgomery County, Texas	White, Not Hispanic Montgomery County, Texas
Total:	5,418	155,354
Male:	2,442	74,770
Less than 9th grade	184	2,543
9th to 12th grade, no diploma	432	7,762
High school graduate (includes equivalency)	834	19,574
Some college, no degree	478	18,368
Associate degree	105	3,360
Bachelor's degree	270	15,612
Graduate or professional degree	139	7,551
Female:	2,976	80,584
Less than 9th grade	223	2,552
9th to 12th grade, no diploma	683	9,597
High school graduate (includes equivalency)	849	24,274
Some college, no degree	702	20,746
Associate degree	96	4,545
Bachelor's degree	222	14,129
Graduate or professional degree	201	4,741

Source: Data Set: Census 2000 Summary File 3 (SF 3) - Sample Data -- P148B. SEX BY EDUCATIONAL ATTAINMENT FOR THE POPULATION 25 YEARS AND OVER (BLACK OR AFRICAN AMERICAN ALONE) [17] - Universe: Black or African American alone 25 years and over; P148I. SEX BY EDUCATIONAL ATTAINMENT FOR THE POPULATION 25 YEARS AND OVER (WHITE ALONE, NOT HISPANIC OR LATINO) [17] - Universe: White alone, not Hispanic or Latino population 25 years and over.

SEX BY EMPLOYMENT STATUS FOR THE POPULATION 16 YEARS AND OVER

Source data for Charts 4 and 5

	African American	White, Not Hispanic
	Montgomery County, Texas	Montgomery County, Texas
Total:	6,995	180,060
Male:	3,243	86,935
In labor force:	2,207	67,942
In Armed Forces	11	82
Civilian:	2,196	67,860
Employed	2,004	65,279
Unemployed	192	2,581
Not in labor force	1,036	18,993
Female:	3,752	93,125
In labor force:	2,189	51,115
In Armed Forces	0	8
Civilian:	2,189	51,107
Employed	1,954	48,769
Unemployed	235	2,338
Not in labor force	1,563	42,010

Source: Data Set: Census 2000 Summary File 3 (SF 3) - Sample Data -- P150B. SEX BY EMPLOYMENT STATUS FOR THE POPULATION 16 YEARS AND OVER (BLACK OR AFRICAN AMERICAN ALONE) [15] - Universe: Black or African American alone 16 years and over; P150I. SEX BY EMPLOYMENT STATUS FOR THE POPULATION 16 YEARS AND OVER (WHITE ALONE, NOT HISPANIC OR LATINO) [15] - Universe: White alone, not Hispanic or Latino population 16 years and over.

HOUSEHOLD INCOME IN 1999

Source data for Chart 6

	African American	White, Not Hispanic
	Montgomery County, Texas	Montgomery County, Texas
Total:	3,548	88,310
Less than \$10,000	760	5,599
\$10,000 to \$14,999	321	3,891
\$15,000 to \$19,999	366	4,067
\$20,000 to \$24,999	366	4,478
\$25,000 to \$29,999	273	4,279
\$30,000 to \$34,999	147	4,840
\$35,000 to \$39,999	222	4,750
\$40,000 to \$44,999	106	4,810
\$45,000 to \$49,999	147	4,025
\$50,000 to \$59,999	175	7,534
\$60,000 to \$74,999	256	10,388
\$75,000 to \$99,999	190	11,626
\$100,000 to \$124,999	51	6,982
\$125,000 to \$149,999	22	3,659
\$150,000 to \$199,999	45	3,750
\$200,000 or more	101	3,632

Source: Data Set: Census 2000 Summary File 3 (SF 3) - Sample Data -- P151B. HOUSEHOLD INCOME IN 1999 (BLACK OR AFRICAN AMERICAN ALONE HOUSEHOLDER) [17] - Universe: Households with a householder who is Black or African American alone; P151I. HOUSEHOLD INCOME IN 1999 (WHITE ALONE, NOT HISPANIC OR LATINO HOUSEHOLDER) [17] - Universe: Households with a householder who is White alone, not Hispanic or Latino.

MEDIAN FAMILY INCOME IN 1999

Source data for Chart 7

	African American	White, Not Hispanic
	Montgomery County, Texas	Montgomery County, Texas
Median family income in 1999	\$ 25,795	\$ 62,524

Source: Data Set: Census 2000 Summary File 3 (SF 3) - Sample Data -- P155B. MEDIAN FAMILY INCOME IN 1999 (DOLLARS) (BLACK OR AFRICAN AMERICAN ALONE HOUSEHOLDER) [1] - Universe: Families with a householder who is Black or African American alone ; P155I. MEDIAN FAMILY INCOME IN 1999 (DOLLARS) (WHITE ALONE, NOT HISPANIC OR LATINO HOUSEHOLDER) [1] - Universe: Families with a householder who is White alone, not Hispanic or Latino.

PER CAPITA INCOME IN 1999

Source data for Chart 8

	African American	White, Not Hispanic
	Montgomery County, Texas	Montgomery County, Texas
Per capita income in 1999	\$ 14,966	\$ 26,704

Source: Data Set: Census 2000 Summary File 3 (SF 3) - Sample Data -- P157B. PER CAPITA INCOME IN 1999 (DOLLARS) (BLACK OR AFRICAN AMERICAN ALONE) [1] - Universe: Black or African American alone; P157I. PER CAPITA INCOME IN 1999 (DOLLARS) (WHITE ALONE, NOT HISPANIC OR LATINO) [1] - Universe: White alone, not Hispanic or Latino population.

POVERTY STATUS IN 1999 BY AGE

Source data for Chart 9

	African American	White, Not Hispanic
	Montgomery County, Texas	Montgomery County, Texas
Total:	9,786	236,836
Income in 1999 below poverty level:	2,630	16,868
Under 5 years	361	1,615
5 years	71	255
6 to 11 years	457	1,858
12 to 17 years	289	1,489
18 to 64 years	1,233	9,569
65 to 74 years	150	1,133
75 years and over	69	949
Income in 1999 at or above poverty level:	7,156	219,968
Under 5 years	530	14,972
5 years	85	3,351
6 to 11 years	810	20,595
12 to 17 years	737	21,302
18 to 64 years	4,489	139,079
65 to 74 years	288	12,921
75 years and over	217	7,748

Source: Data Set: Census 2000 Summary File 3 (SF 3) - Sample Data -- P159B. POVERTY STATUS IN 1999 BY AGE (BLACK OR AFRICAN AMERICAN ALONE) [17] - Universe: Black or African American alone for whom poverty status is determined;P159I. POVERTY STATUS IN 1999 BY AGE (WHITE ALONE, NOT HISPANIC OR LATINO) [17] - Universe: White alone, not Hispanic or Latino population for whom poverty status is determined.

MEDIAN EARNINGS IN 1999

Source data for Chart 10

	African American	White, Not Hispanic
	Montgomery County, Texas	Montgomery County, Texas
Median earnings in 1999 --		
Worked full-time, year-round in 1999 --		
Total	\$ 26,073	\$ 38,804
Male	\$ 33,574	\$ 46,010
Female	\$ 21,635	\$ 29,671
Other --		
Total	\$ 10,233	\$ 10,642
Male	\$ 10,625	\$ 14,180
Female	\$ 10,160	\$ 9,248

Source: Data Set: Census 2000 Summary File 3 (SF 3) - Sample Data -- PCT74B. MEDIAN EARNINGS IN 1999 (DOLLARS) BY WORK EXPERIENCE IN 1999 BY SEX FOR THE POPULATION 16 YEARS AND OVER WITH EARNINGS (BLACK OR AFRICAN AMERICAN ALONE) [6] - Universe: Black or African American alone 16 years and over with earnings in 1999; PCT74I. MEDIAN EARNINGS IN 1999 (DOLLARS) BY WORK EXPERIENCE IN 1999 BY SEX FOR THE POPULATION 16 YEARS AND OVER WITH EARNINGS (WHITE ALONE, NOT HISPANIC OR LATINO) [6] - Universe: White alone, not Hispanic or Latino population 16 years and over with earnings in 1999.

TENURE BY RACE OF HOUSEHOLDER

Source data for Chart 11

	Montgomery County, Texas
Total:	103,296
Owner occupied:	80,750
Householder who is White alone	74,405
Householder who is Black or African American alone	2,077
Householder who is American Indian and Alaska Native alone	390
Householder who is Asian alone	652
Householder who is Native Hawaiian and Other Pacific Islander alone	43
Householder who is Some other race alone	2,232
Householder who is Two or more races	951
Renter occupied:	22,546
Householder who is White alone	19,144
Householder who is Black or African American alone	1,256
Householder who is American Indian and Alaska Native alone	134
Householder who is Asian alone	298
Householder who is Native Hawaiian and Other Pacific Islander alone	0
Householder who is Some other race alone	1,272
Householder who is Two or more races	442

White alone, not Hispanic

White, Not Hispanic

		Montgomery County, Texas
Total:		88,933
Owner occupied		71,291
Renter occupied		17,642

Source: Data Set: Census 2000 Summary File 3 (SF 3) - Sample Data -- H11. TENURE BY RACE OF HOUSEHOLDER [17] - Universe: Occupied housing units; H13. TENURE (WHITE ALONE, NOT HISPANIC OR LATINO HOUSEHOLDER) [3] - Universe: Occupied housing units with a householder who is White alone, not Hispanic or Latino.

OCCUPANTS PER ROOM

Source data for Chart 12

	African American	White, Not Hispanic
	Montgomery County, Texas	Montgomery County, Texas
Total:	3,333	88,933
1.00 or less occupants per room	3,004	86,070
1.01 or more occupants per room	329	2,863

Source: Data Set: Census 2000 Summary File 3 (SF 3) - Sample Data -- HCT29B. OCCUPANTS PER ROOM (BLACK OR AFRICAN AMERICAN ALONE HOUSEHOLDER) [3] - Universe: Occupied housing units with a householder who is Black or African American alone; HCT29I. OCCUPANTS PER ROOM (WHITE ALONE, NOT HISPANIC OR LATINO HOUSEHOLDER) [3] - Universe: Occupied housing units with a householder who is White alone, not Hispanic or Latino.

TELEPHONE SERVICE AVAILABLE

Source data for Chart 13

	African American	White, Not Hispanic
	Montgomery County, Texas	Montgomery County, Texas
Total:	3,333	88,933
With telephone service available	3,087	87,156
No telephone service available	246	1,777

Source: Data Set: Census 2000 Summary File 3 (SF 3) - Sample Data -- HCT32B. TELEPHONE SERVICE AVAILABLE (BLACK OR AFRICAN AMERICAN ALONE HOUSEHOLDER) [3] - Universe: Occupied housing units with a householder who is Black or African American alone; HCT32I. TELEPHONE SERVICE AVAILABLE (WHITE ALONE, NOT HISPANIC OR LATINO HOUSEHOLDER) [3] - Universe: Occupied housing units with a householder who is White alone, not Hispanic or Latino.

VEHICLES AVAILABLE

Source data for Chart 14

	African American	White, Not Hispanic
	Montgomery County, Texas	Montgomery County, Texas
Total:	3,333	88,933
No vehicle available	540	3,644
1 or more vehicles available	2,793	85,289

Source: Data Set: Census 2000 Summary File 3 (SF 3) - Sample Data -- HCT33B. VEHICLES AVAILABLE (BLACK OR AFRICAN AMERICAN ALONE HOUSEHOLDER) [3] - Universe: Occupied housing units with a householder who is Black or African American alone;; HCT33I. VEHICLES AVAILABLE (WHITE ALONE, NOT HISPANIC OR LATINO HOUSEHOLDER) [3] - Universe: Occupied housing units with a householder who is White alone, not Hispanic or Latino.

PLUMBING FACILITIES

Source data for Chart 15

	African American	White, Not Hispanic
	Montgomery County, Texas	Montgomery County, Texas
Total:	3,333	88,933
Complete plumbing facilities	3,205	88,567
Lacking complete plumbing facilities	128	366

Source: Data Set: Census 2000 Summary File 3 (SF 3) - Sample Data -- HCT34B. PLUMBING FACILITIES (BLACK OR AFRICAN AMERICAN ALONE HOUSEHOLDER) [3] - Universe: Occupied housing units with a householder who is Black or African American alone; HCT34I. PLUMBING FACILITIES (WHITE ALONE, NOT HISPANIC OR LATINO HOUSEHOLDER) [3] - Universe: Occupied housing units with a householder who is White alone, not Hispanic or Latino.

GROSS RENT AS A PERCENTAGE OF HOUSEHOLD INCOME IN 1999

Source data for Chart 16

	African American	White, Not Hispanic
	Montgomery County, Texas	Montgomery County, Texas
Total:	1,233	17,489
Less than 10 percent	78	1,180
10 to 14 percent	110	2,321
15 to 19 percent	137	2,552
20 to 24 percent	115	2,448
25 to 29 percent	175	1,904
30 to 34 percent	84	1,097
35 to 39 percent	80	949
40 to 49 percent	57	921
50 percent or more	232	2,621
Not computed	165	1,496

Source: Data Set: Census 2000 Summary File 3 (SF 3) - Sample Data -- HCT39B. GROSS RENT AS A PERCENTAGE OF HOUSEHOLD INCOME IN 1999 (BLACK OR AFRICAN AMERICAN ALONE HOUSEHOLDER) [11] - Universe: Specified renter-occupied housing units with a householder who is Black or African American alone; HCT39I. GROSS RENT AS A PERCENTAGE OF HOUSEHOLD INCOME IN 1999 (WHITE ALONE, NOT HISPANIC OR LATINO HOUSEHOLDER) [11] - Universe: Specified renter-occupied housing units with a householder who is White alone, not Hispanic or Latino.

MEDIAN GROSS RENT

Source data for Chart 17

	African American	White, Not Hispanic
	Montgomery County, Texas	Montgomery County, Texas
Median gross rent	\$ 465	\$ 646

Source: Data Set: Census 2000 Summary File 3 (SF 3) - Sample Data -- HCT37B. MEDIAN GROSS RENT (DOLLARS) (BLACK OR AFRICAN AMERICAN ALONE HOUSEHOLDER) [1] - Universe: Specified renter-occupied housing units paying cash rent with a householder who is Black or African American alone; HCT37I. MEDIAN GROSS RENT (DOLLARS) (WHITE ALONE, NOT HISPANIC OR LATINO HOUSEHOLDER) [1] - Universe: Specified renter-occupied housing units paying cash rent with a householder who is White alone, not Hispanic or Latino.

MEDIAN HOME VALUE

Source data for Chart 18

	African American	White, Not Hispanic
	Montgomery County, Texas	Montgomery County, Texas
Median value	\$ 70,000	\$ 117,700

Source: Data Set: Census 2000 Summary File 3 (SF 3) - Sample Data -- HCT42B. MEDIAN VALUE (DOLLARS) (BLACK OR AFRICAN AMERICAN ALONE HOUSEHOLDER) [1] - Universe: Specified owner-occupied housing units with a householder who is Black or African American alone; HCT42I. MEDIAN VALUE (DOLLARS) (WHITE ALONE, NOT HISPANIC OR LATINO HOUSEHOLDER) [1] - Universe: Specified owner-occupied housing units with a householder who is White alone, not Hispanic or Latino.