

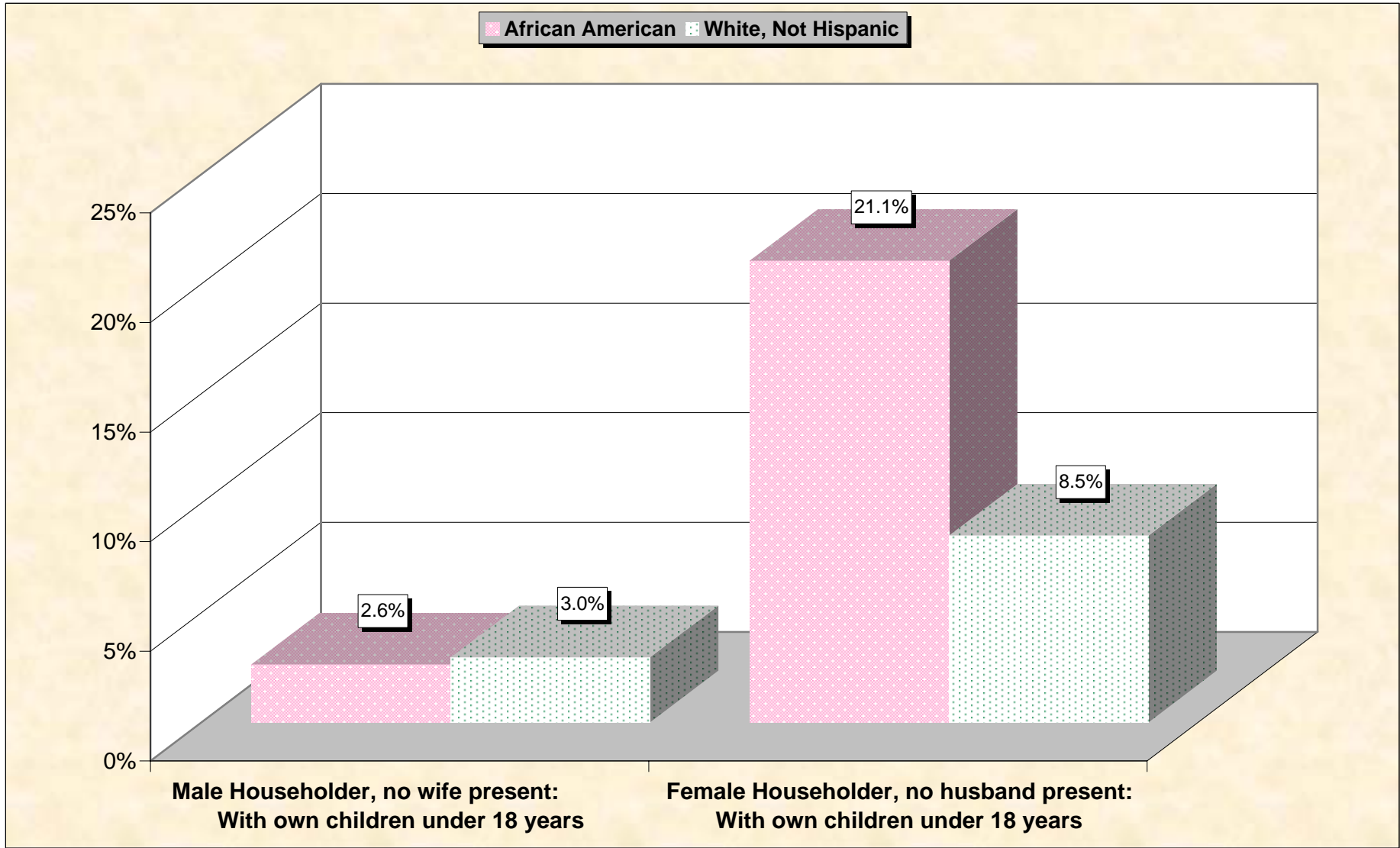
Selected Socio-Economic Data

Glascok County, Georgia

African American and White, Not Hispanic

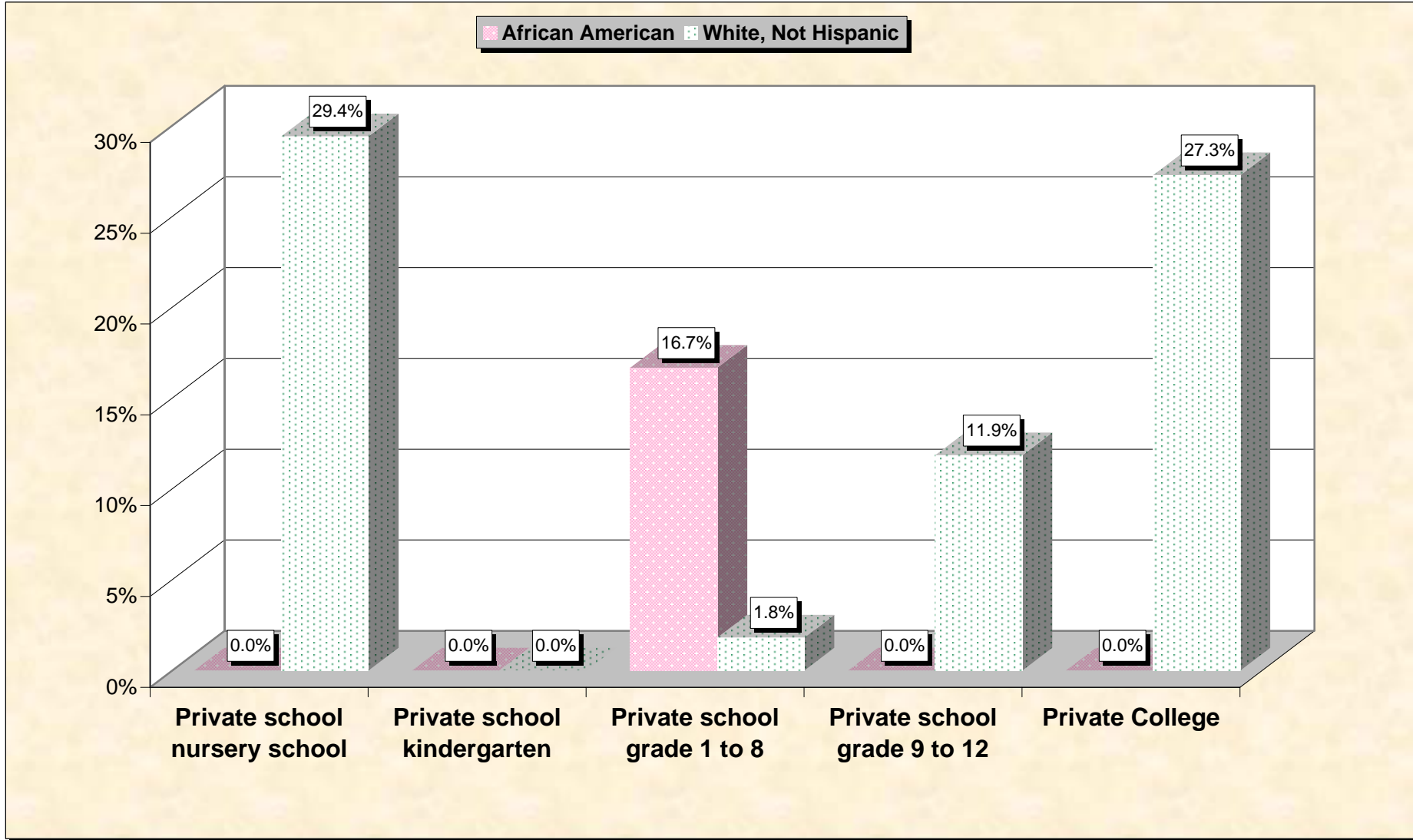
Data Set: Census 2000 Summary File 3 (SF 3) - Sample Data

Chart 1 -- Single-Parent Family Households (Householder 15 to 64 years) Glascock County, Georgia



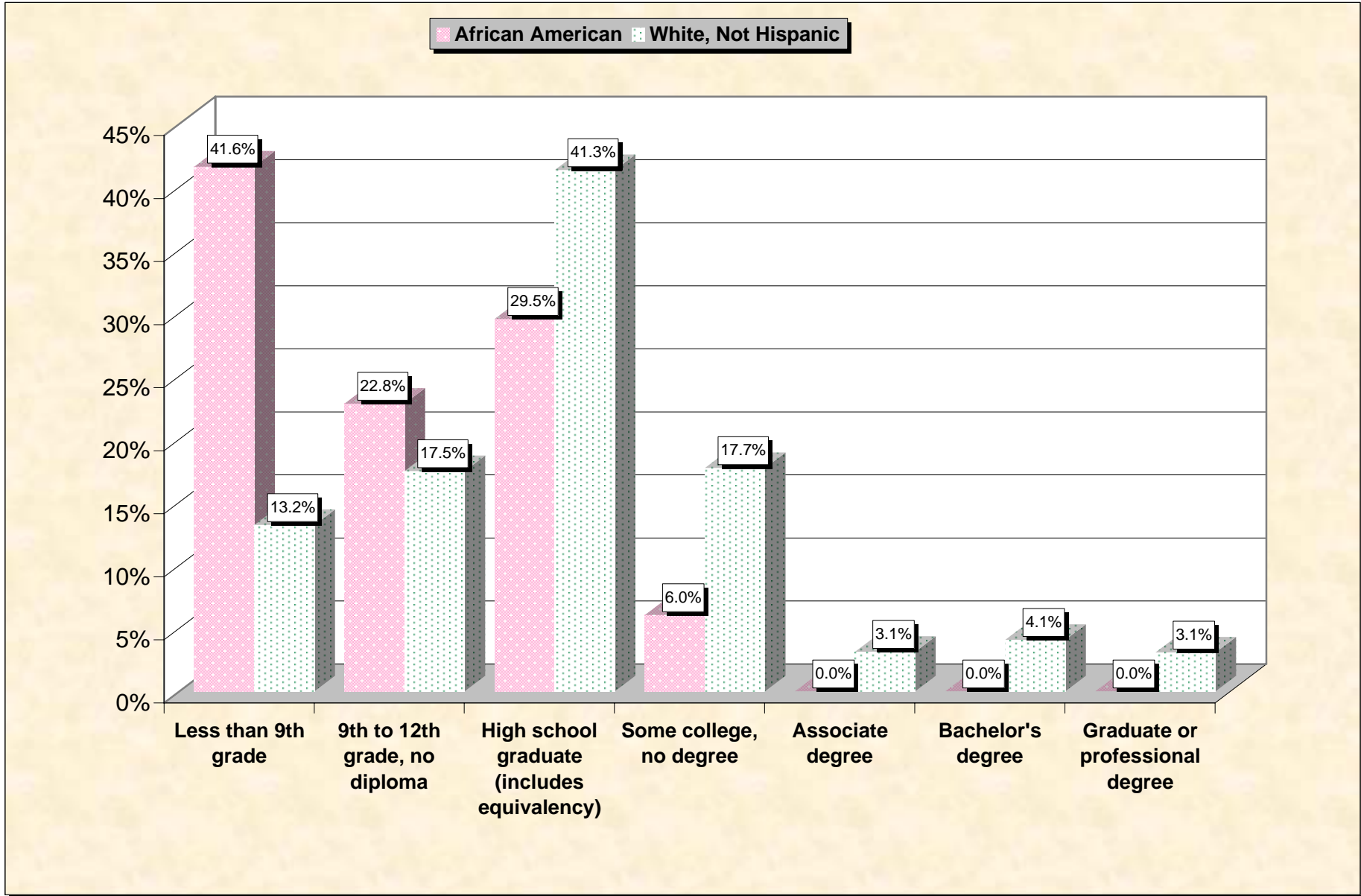
Source: Data Set: Census 2000 Summary File 3 (SF 3) - Sample Data - P146B. HOUSEHOLDS BY AGE OF HOUSEHOLDER BY HOUSEHOLD TYPE (INCLUDING LIVING ALONE) BY PRESENCE OF OWN CHILDREN UNDER 18 YEARS (BLACK OR AFRICAN AMERICAN ALONE HOUSEHOLDER) [31] - Universe: Households with a householder who is Black or African American alone; P146I. HOUSEHOLDS BY AGE OF HOUSEHOLDER BY HOUSEHOLD TYPE (INCLUDING LIVING ALONE) BY PRESENCE OF OWN CHILDREN UNDER 18 YEARS (WHITE ALONE, NOT HISPANIC OR LATINO HOUSEHOLDER) [31] - Universe: Households with a householder who is White alone, not Hispanic or Latino.

Chart 2 -- Private School Enrollment (3 years and over) Glascoc County, Georgia



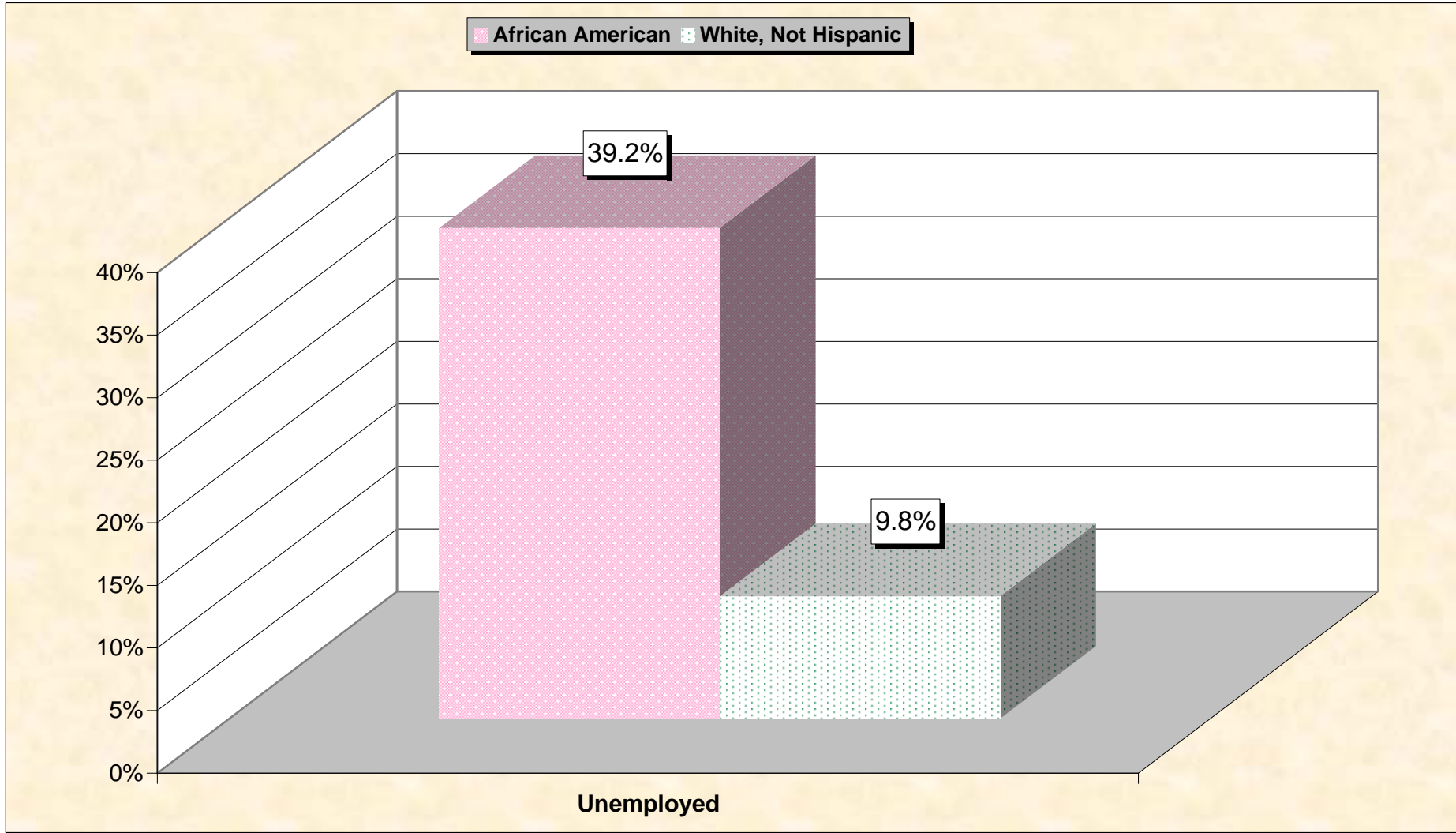
Source: Data Set: Census 2000 Summary File 3 (SF 3) - Sample Data -- P147B. SCHOOL ENROLLMENT BY LEVEL OF SCHOOL BY TYPE OF SCHOOL FOR THE POPULATION 3 YEARS AND OVER (BLACK OR AFRICAN AMERICAN ALONE) [17] - Universe: Black or African American alone 3 years and over; P147I. SCHOOL ENROLLMENT BY LEVEL OF SCHOOL BY TYPE OF SCHOOL FOR THE POPULATION 3 YEARS AND OVER (WHITE ALONE, NOT HISPANIC OR LATINO) [17] - Universe: White alone, not Hispanic or Latino population 3 years and over.

Chart 3 -- Educational Attainment (25 years and over) Glascok County, Georgia



Source: Data Set: Census 2000 Summary File 3 (SF 3) - Sample Data -- P148B. SEX BY EDUCATIONAL ATTAINMENT FOR THE POPULATION 25 YEARS AND OVER (BLACK OR AFRICAN AMERICAN ALONE) [17] - Universe: Black or African American alone 25 years and over; P148I. SEX BY EDUCATIONAL ATTAINMENT FOR THE POPULATION 25 YEARS AND OVER (WHITE ALONE, NOT HISPANIC OR LATINO) [17] - Universe: White alone, not Hispanic or Latino population 25 years and over.

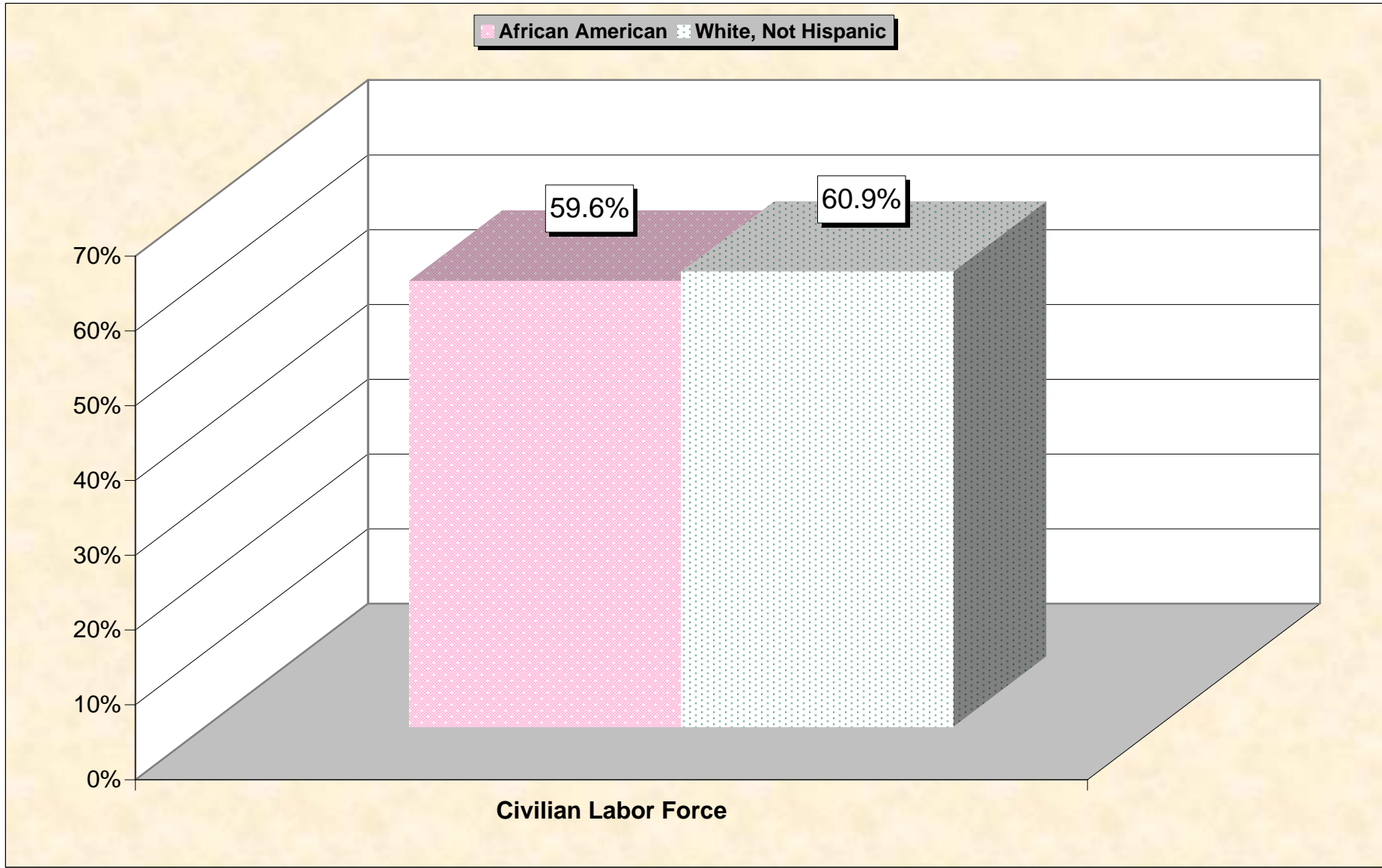
Chart 4 -- Unemployment Rate (Civilian Labor Force) Glascoc County, Georgia



Note: Unemployment rate is defined as a percentage of the civilian labor force.

Source: Data Set: Census 2000 Summary File 3 (SF 3) - Sample Data -- P150B. SEX BY EMPLOYMENT STATUS FOR THE POPULATION 16 YEARS AND OVER (BLACK OR AFRICAN AMERICAN ALONE) [15] - Universe: Black or African American alone 16 years and over; P150I. SEX BY EMPLOYMENT STATUS FOR THE POPULATION 16 YEARS AND OVER (WHITE ALONE, NOT HISPANIC OR LATINO) [15] - Universe: White alone, not Hispanic or Latino population 16 years and over.

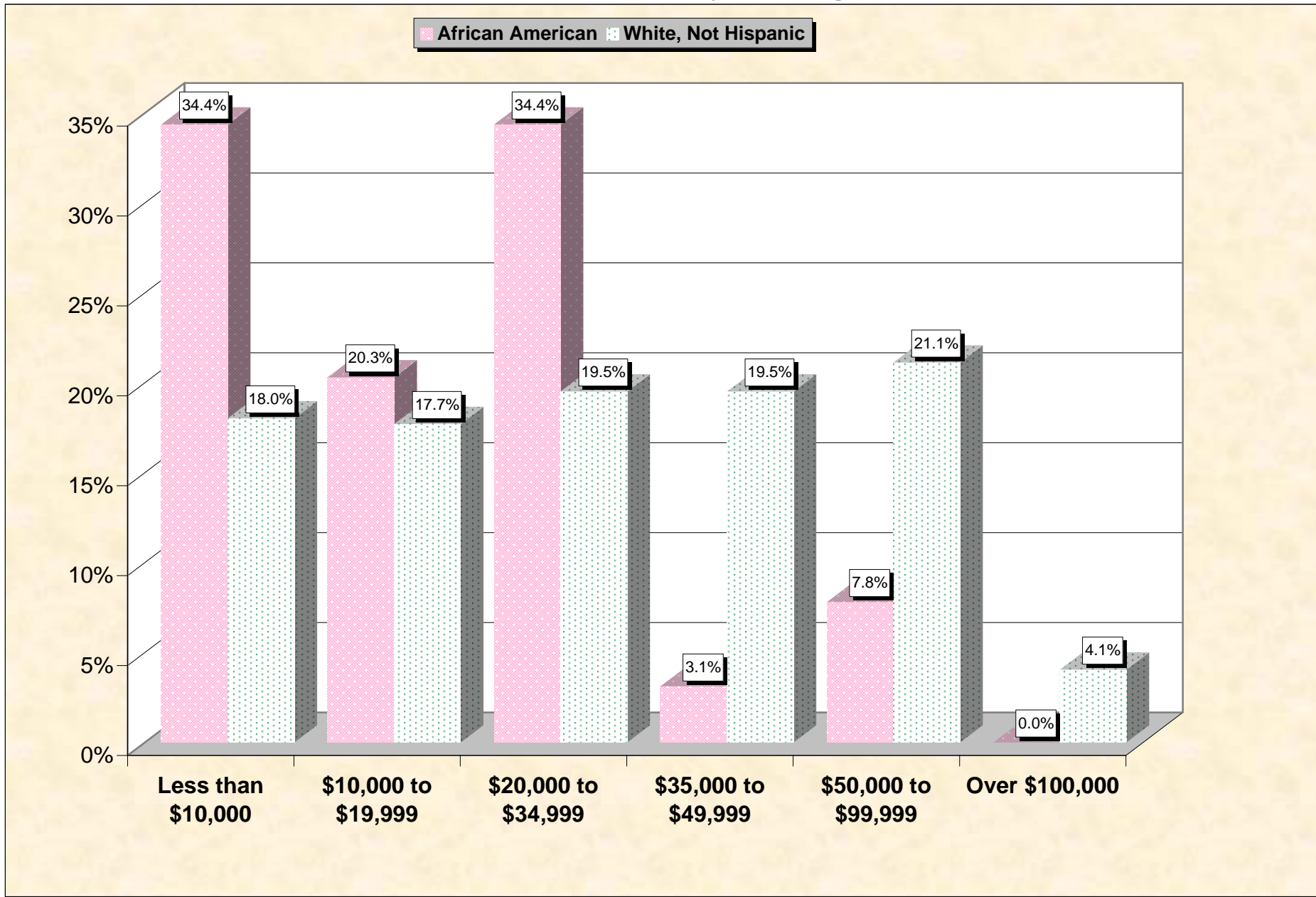
Chart 5 -- Labor Force Participation (Civilian Labor Force) GlascocK County, Georgia



Note: Labor force participation rate is defined as a percentage of the civilian population over 16.

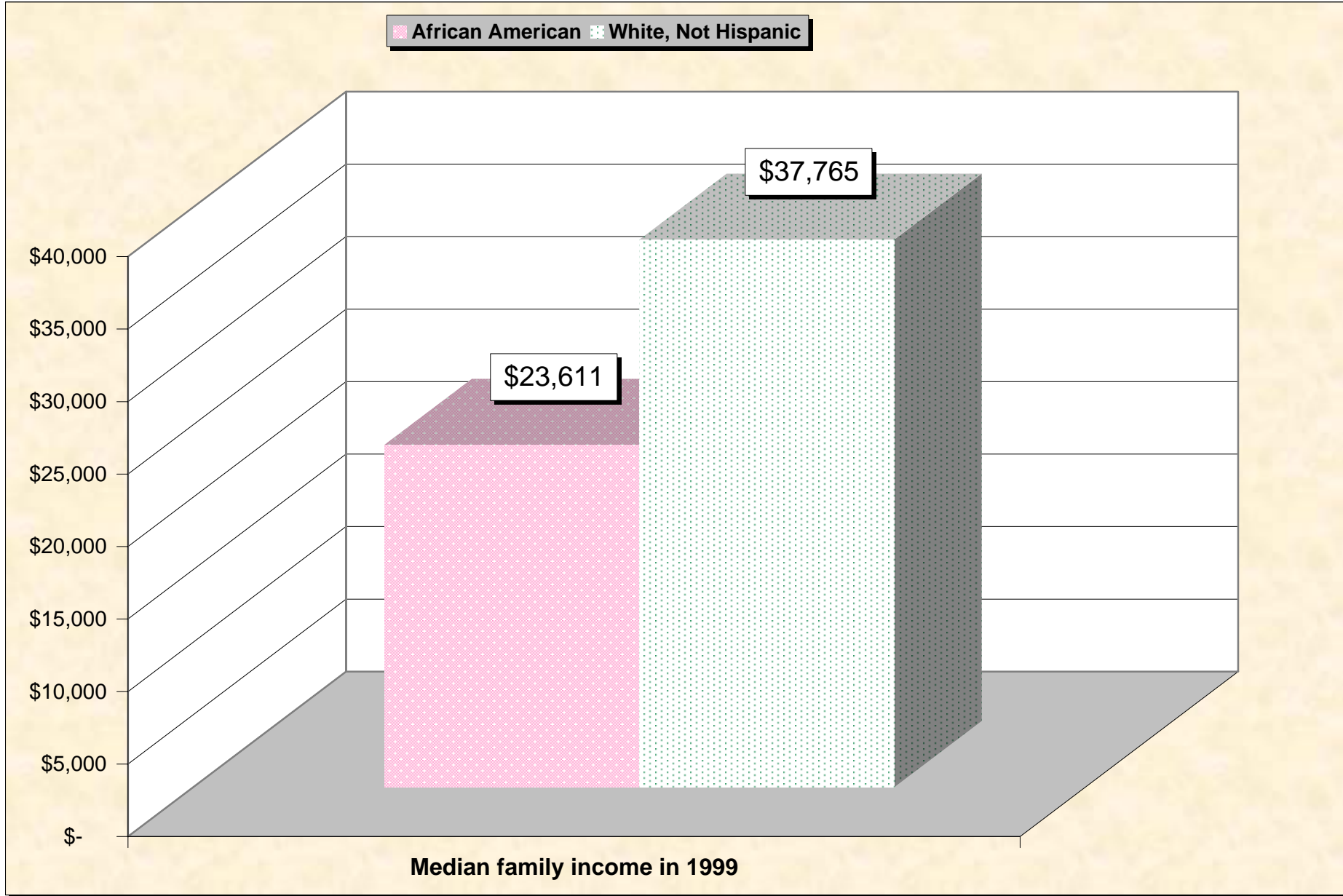
Source: Data Set: Census 2000 Summary File 3 (SF 3) - Sample Data -- P150B. SEX BY EMPLOYMENT STATUS FOR THE POPULATION 16 YEARS AND OVER (BLACK OR AFRICAN AMERICAN ALONE) [15] - Universe: Black or African American alone 16 years and over; P150I. SEX BY EMPLOYMENT STATUS FOR THE POPULATION 16 YEARS AND OVER (WHITE ALONE, NOT HISPANIC OR LATINO) [15] - Universe: White alone, not Hispanic or Latino population 16 years and over.

Chart 6 -- Household Income in 1999 GlascocK County, Georgia



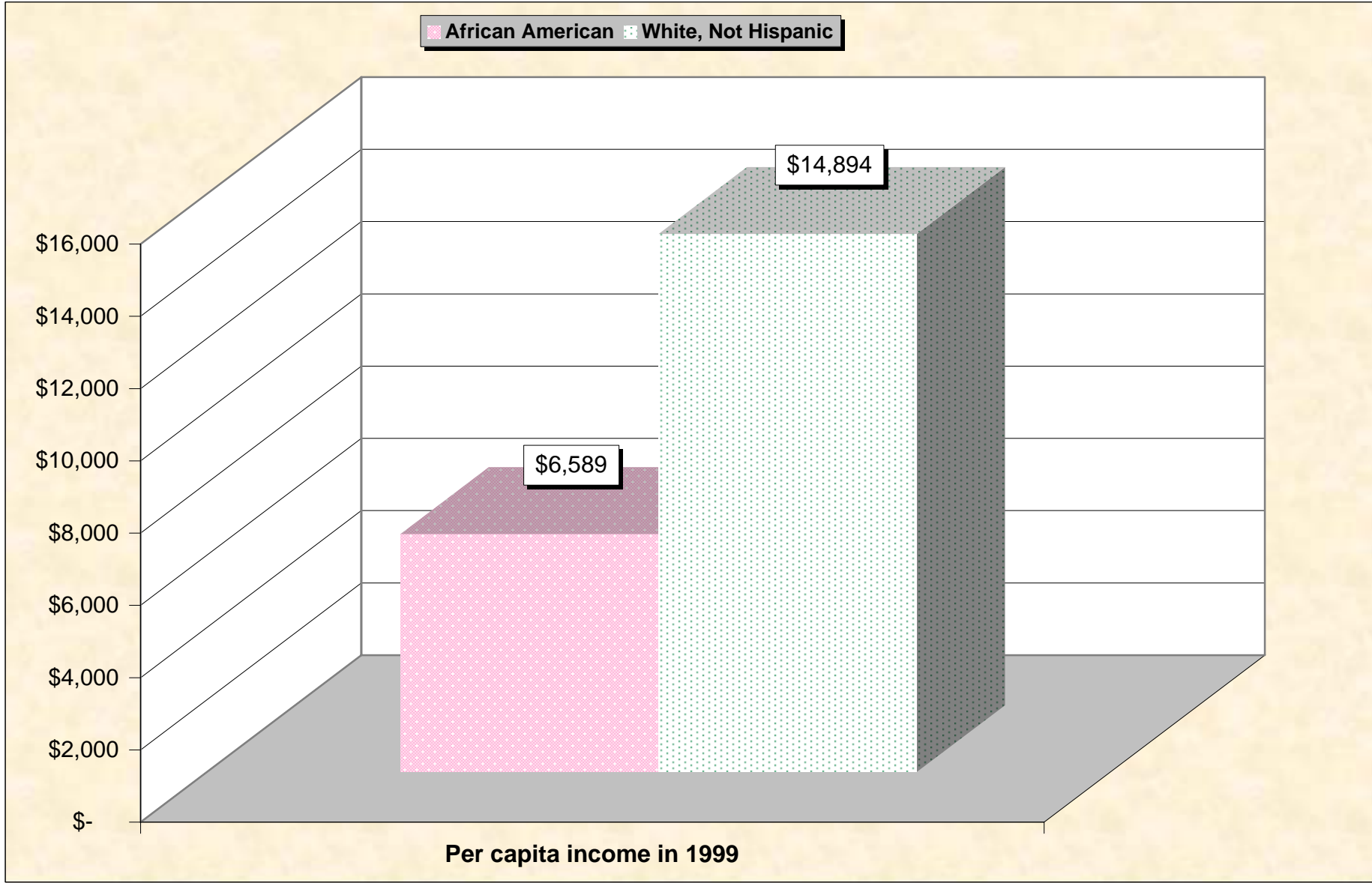
Source: Data Set: Census 2000 Summary File 3 (SF 3) - Sample Data -- P151B. HOUSEHOLD INCOME IN 1999 (BLACK OR AFRICAN AMERICAN ALONE HOUSEHOLDER) [17] - Universe: Households with a householder who is Black or African American alone; P151I. HOUSEHOLD INCOME IN 1999 (WHITE ALONE, NOT HISPANIC OR LATINO HOUSEHOLDER) [17] - Universe: Households with a householder who is White alone, not Hispanic or Latino.

Chart 7 -- Median Family Income In 1999 Glascoc County, Georgia



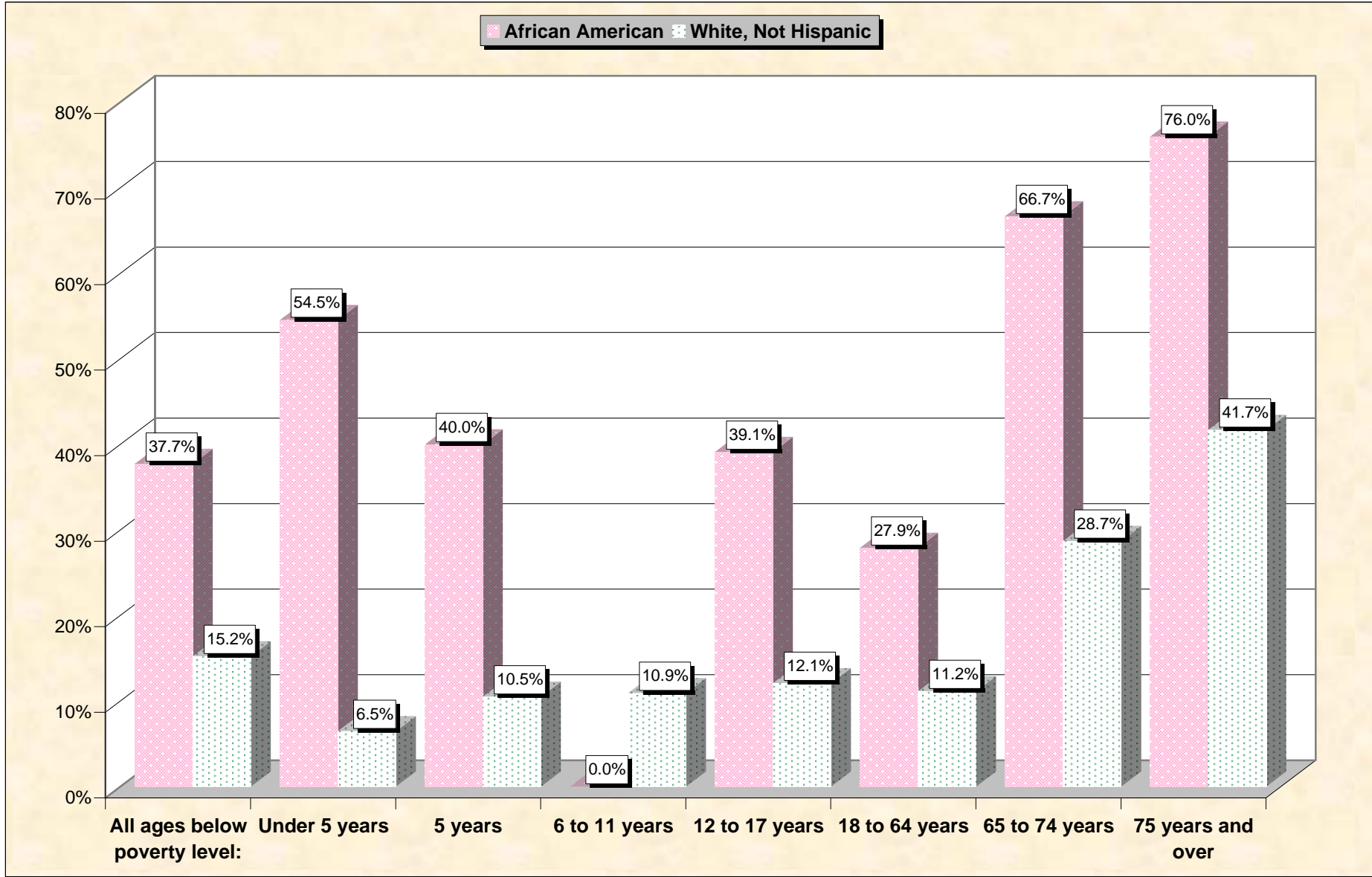
Source: Data Set: Census 2000 Summary File 3 (SF 3) - Sample Data -- P155B. MEDIAN FAMILY INCOME IN 1999 (DOLLARS) (BLACK OR AFRICAN AMERICAN ALONE HOUSEHOLDER) [1] - Universe: Families with a householder who is Black or African American alone ; P155I. MEDIAN FAMILY INCOME IN 1999 (DOLLARS) (WHITE ALONE, NOT HISPANIC OR LATINO HOUSEHOLDER) [1] - Universe: Families with a householder who is White alone, not Hispanic or Latino.

Chart 8 -- Per Capita Income In 1999 Glascoc County, Georgia



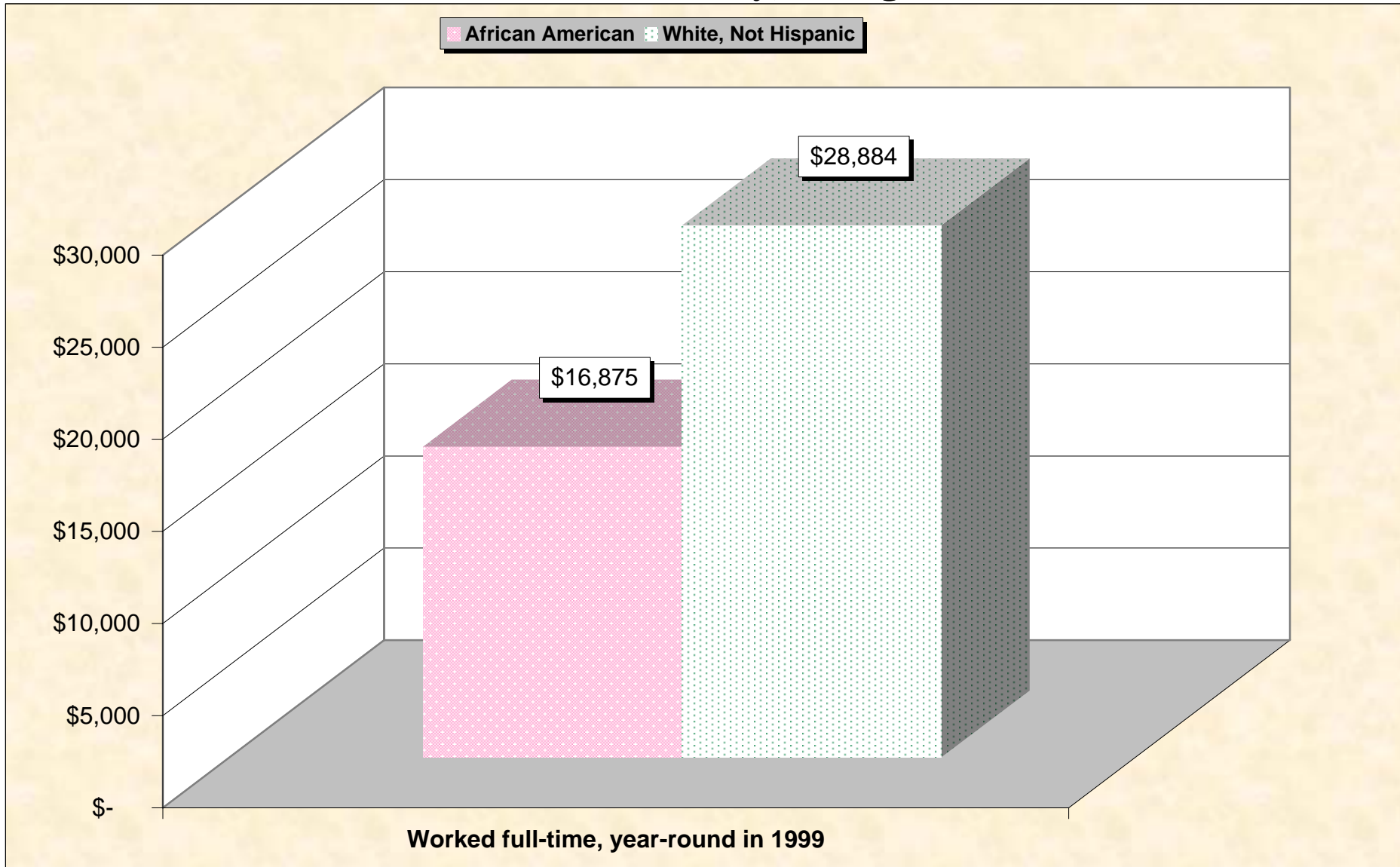
Source: Data Set: Census 2000 Summary File 3 (SF 3) - Sample Data -- P157B. PER CAPITA INCOME IN 1999 (DOLLARS) (BLACK OR AFRICAN AMERICAN ALONE) [1] - Universe: Black or African American alone; P157I. PER CAPITA INCOME IN 1999 (DOLLARS) (WHITE ALONE, NOT HISPANIC OR LATINO) [1] - Universe: White alone, not Hispanic or Latino population.

Chart 9 -- Income in 1999 Below Poverty Level by Age Glascocock County, Georgia



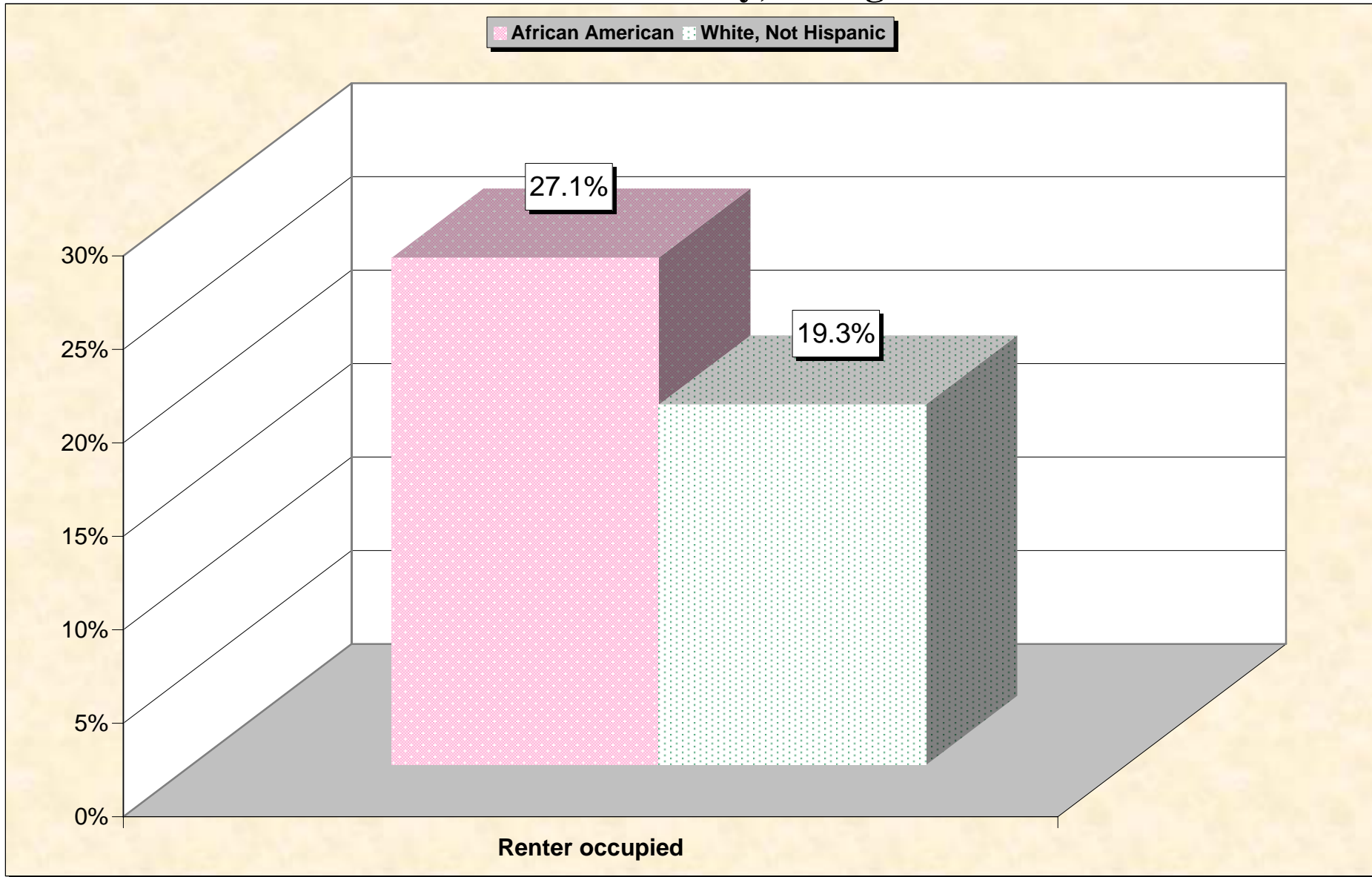
Source: Data Set: Census 2000 Summary File 3 (SF 3) - Sample Data -- P159B. POVERTY STATUS IN 1999 BY AGE (BLACK OR AFRICAN AMERICAN ALONE) [17] - Universe: Black or African American alone for whom poverty status is determined;P159I. POVERTY STATUS IN 1999 BY AGE (WHITE ALONE, NOT HISPANIC OR LATINO) [17] - Universe: White alone, not Hispanic or Latino population for whom poverty status is determined.

Chart 10 -- Median Earnings in 1999 Glascocock County, Georgia



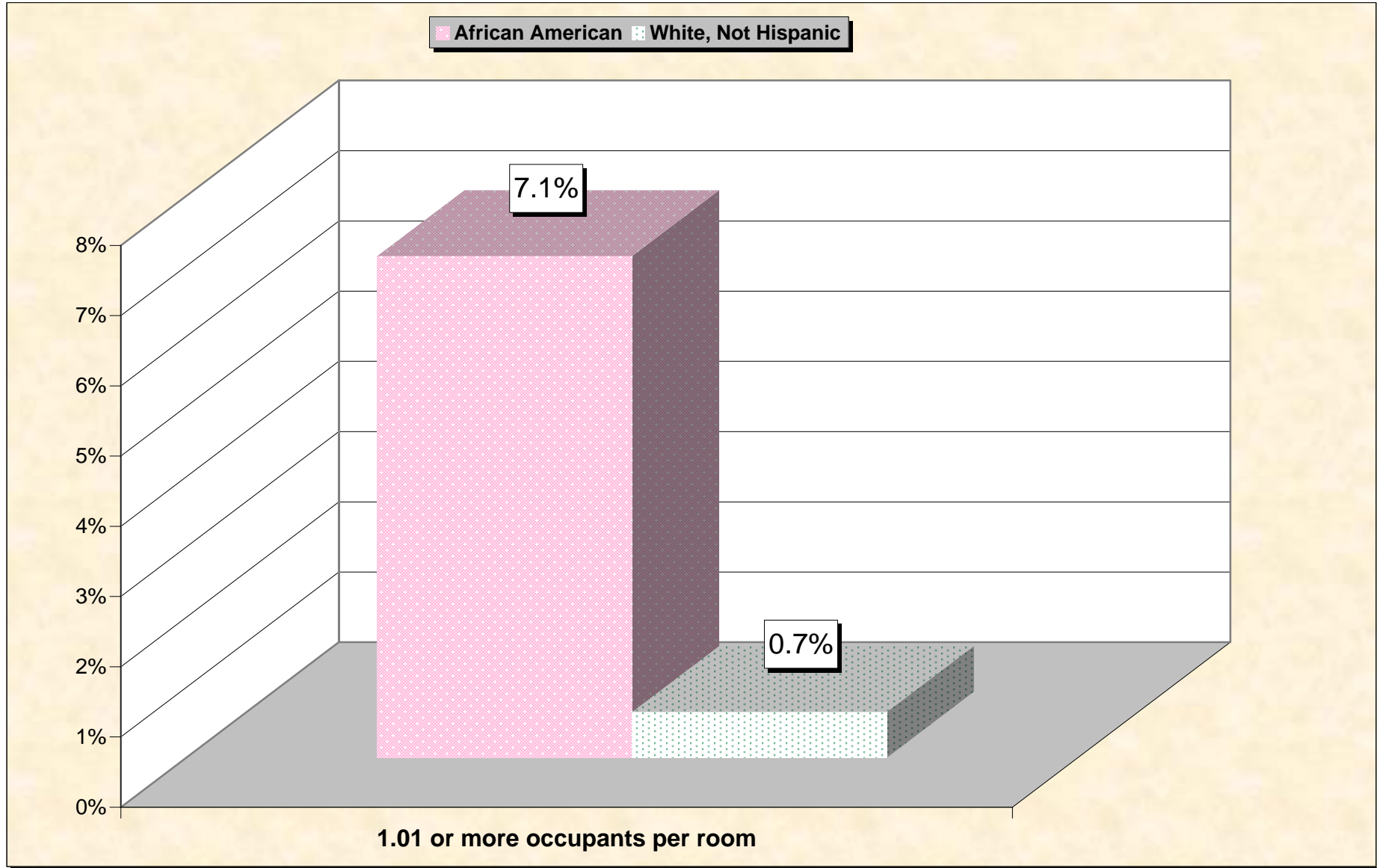
Source: Data Set: Census 2000 Summary File 3 (SF 3) - Sample Data -- PCT74B. MEDIAN EARNINGS IN 1999 (DOLLARS) BY WORK EXPERIENCE IN 1999 BY SEX FOR THE POPULATION 16 YEARS AND OVER WITH EARNINGS (BLACK OR AFRICAN AMERICAN ALONE) [6] - Universe: Black or African American alone 16 years and over with earnings in 1999; PCT74I. MEDIAN EARNINGS IN 1999 (DOLLARS) BY WORK EXPERIENCE IN 1999 BY SEX FOR THE POPULATION 16 YEARS AND OVER WITH EARNINGS (WHITE ALONE, NOT HISPANIC OR LATINO) [6] - Universe: White alone, not Hispanic or Latino population 16 years and over with earnings in 1999.

Chart 11 -- Renter-Occupied Housing GlascocK County, Georgia



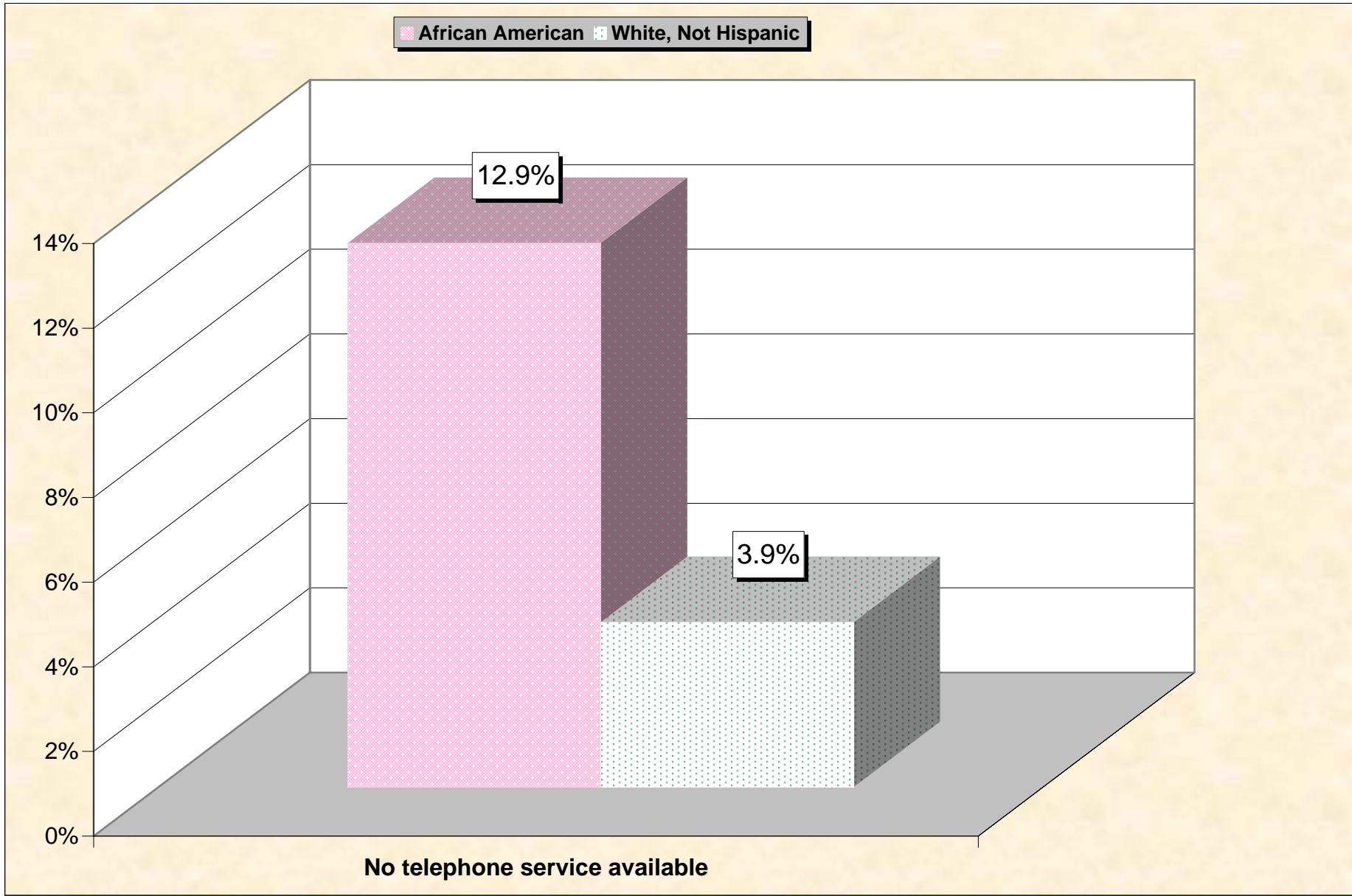
Source: Data Set: Census 2000 Summary File 3 (SF 3) - Sample Data -- H11. TENURE BY RACE OF HOUSEHOLDER [17] - Universe: Occupied housing units; H13. TENURE (WHITE ALONE, NOT HISPANIC OR LATINO HOUSEHOLDER) [3] - Universe: Occupied housing units with a householder who is White alone, not Hispanic or Latino.

Chart 12 -- Occupants Per Room (Crowding) by Household Glascoc County, Georgia



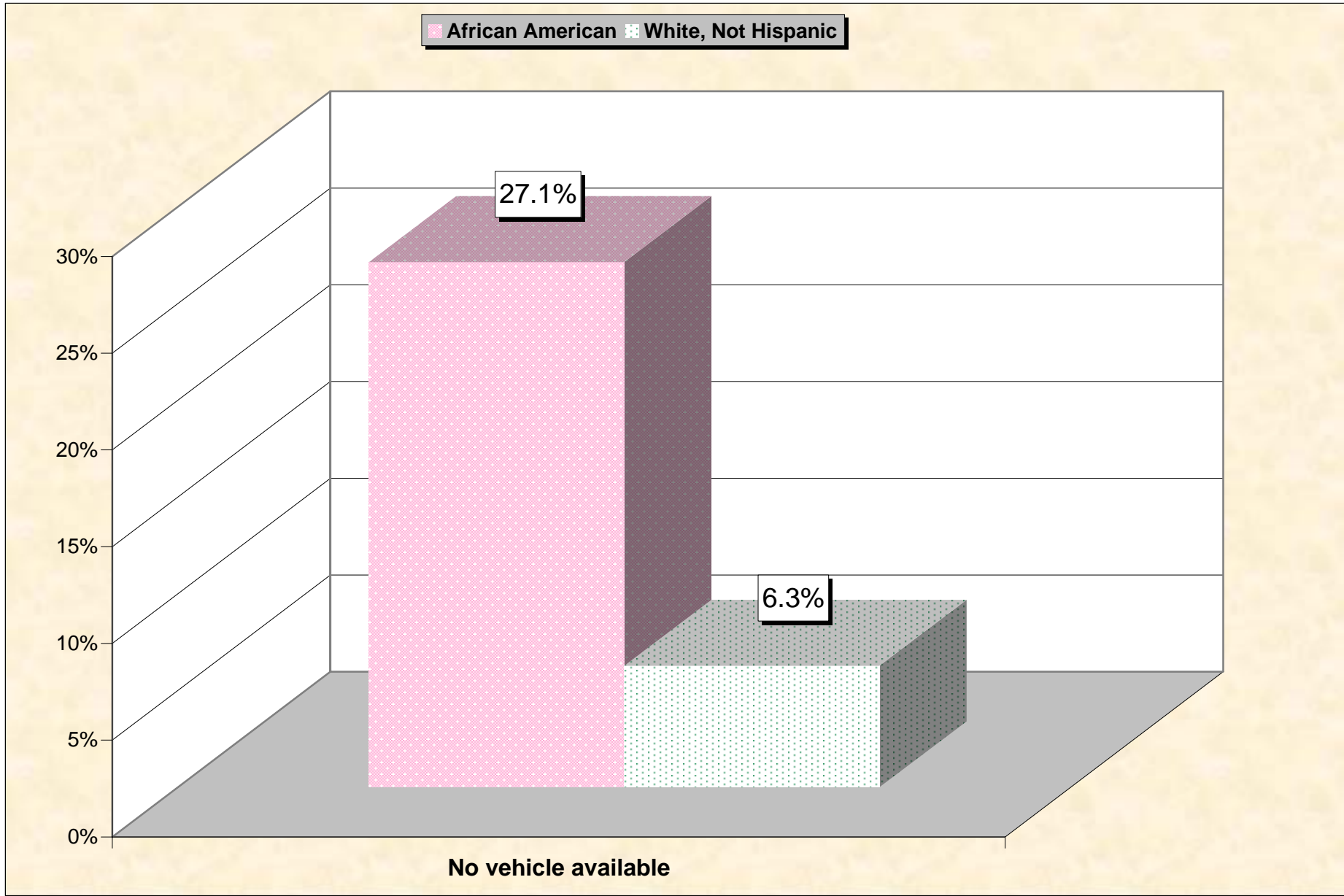
Source: Data Set: Census 2000 Summary File 3 (SF 3) - Sample Data -- HCT29B. OCCUPANTS PER ROOM (BLACK OR AFRICAN AMERICAN ALONE HOUSEHOLDER) [3] - Universe: Occupied housing units with a householder who is Black or African American alone; HCT29I. OCCUPANTS PER ROOM (WHITE ALONE, NOT HISPANIC OR LATINO HOUSEHOLDER) [3] - Universe: Occupied housing units with a householder who is White alone, not Hispanic or Latino.

Chart 13 -- Lack of Telephone Service by Household Glascoc County, Georgia



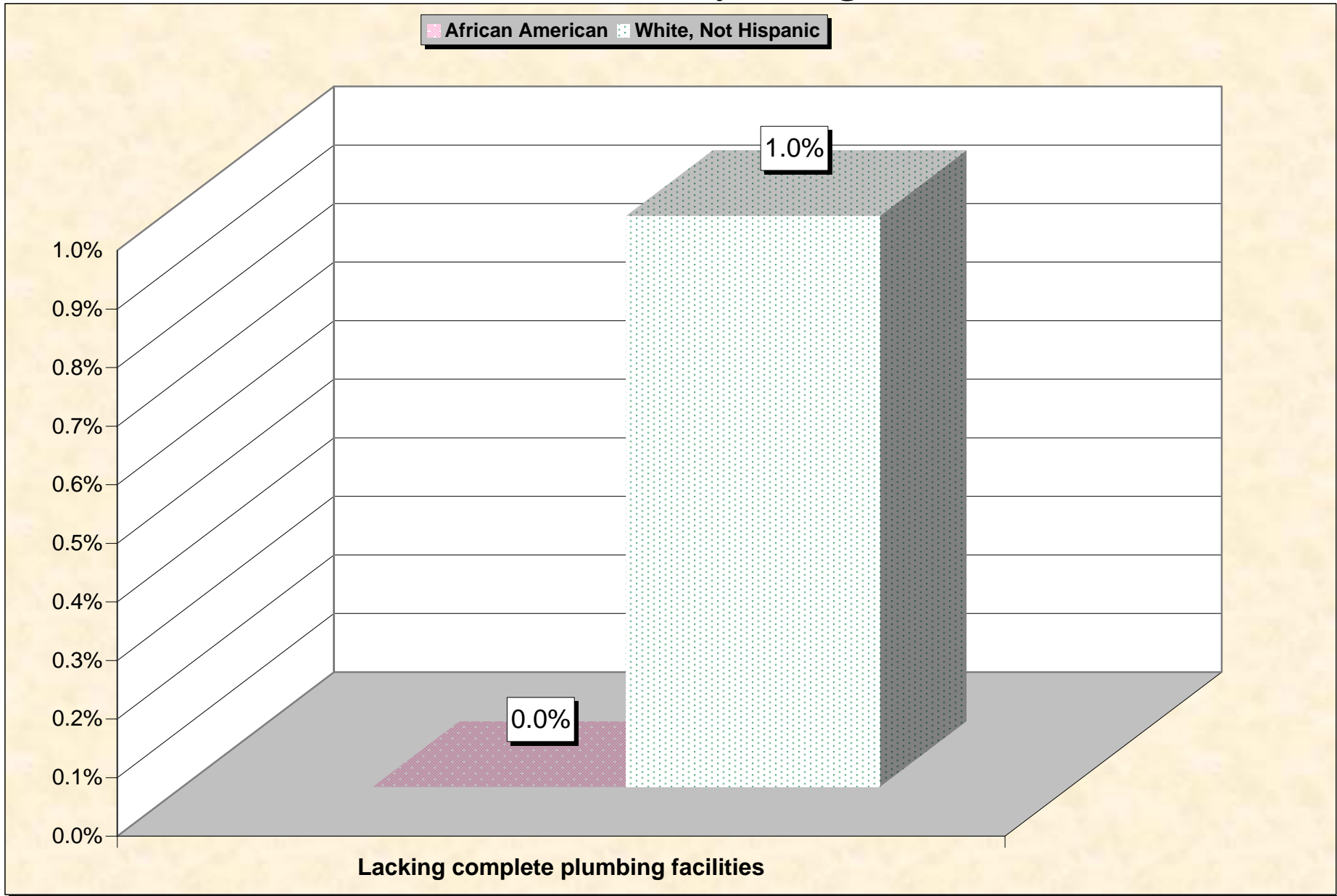
Source: Data Set: Census 2000 Summary File 3 (SF 3) - Sample Data -- HCT32B. TELEPHONE SERVICE AVAILABLE (BLACK OR AFRICAN AMERICAN ALONE HOUSEHOLDER) [3] - Universe: Occupied housing units with a householder who is Black or African American alone; HCT32I. TELEPHONE SERVICE AVAILABLE (WHITE ALONE, NOT HISPANIC OR LATINO HOUSEHOLDER) [3] - Universe: Occupied housing units with a householder who is White alone, not Hispanic or Latino.

Chart 14 -- Lack of Vehicle By Household Glascoc County, Georgia



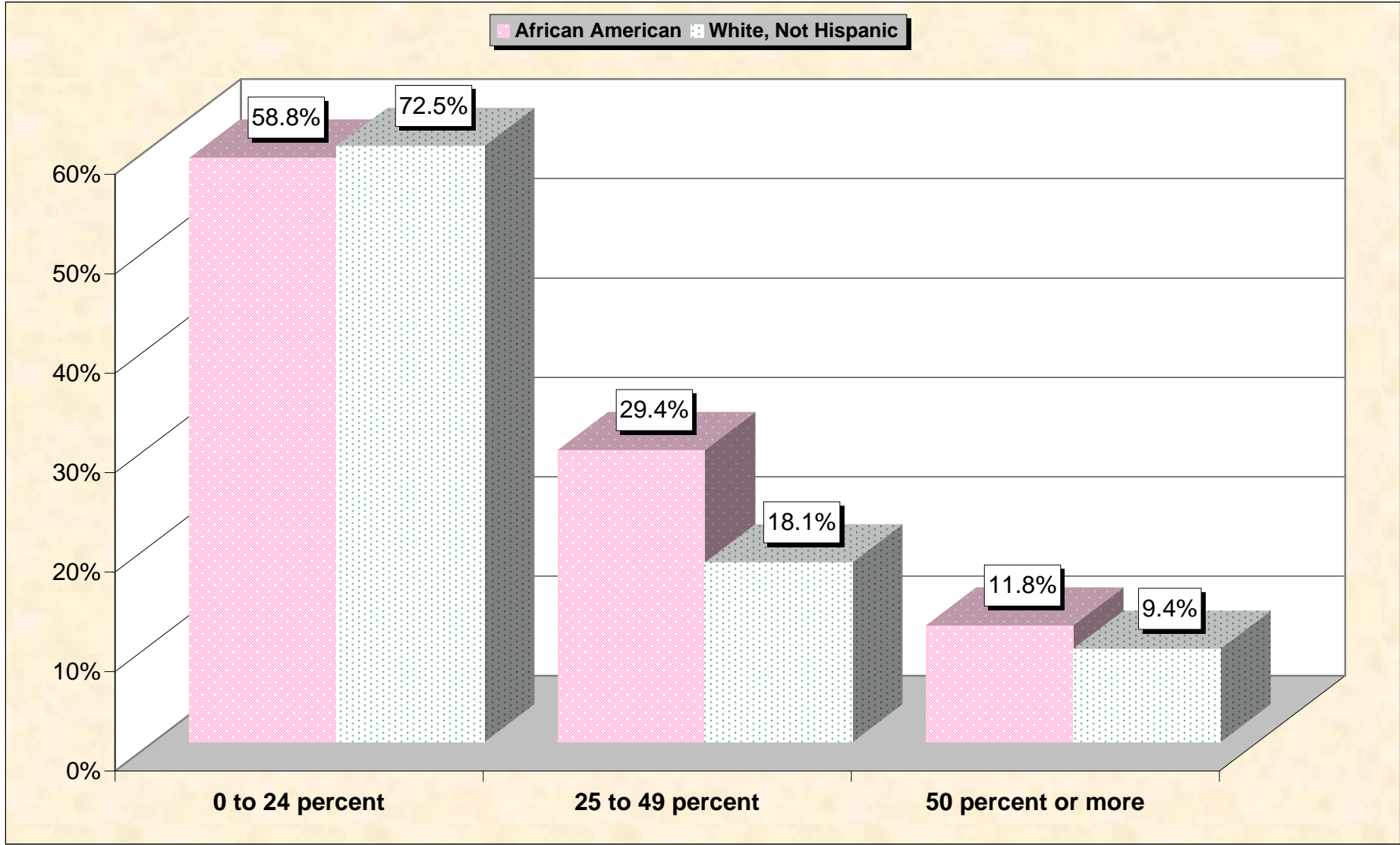
Source: Data Set: Census 2000 Summary File 3 (SF 3) - Sample Data -- HCT33B. VEHICLES AVAILABLE (BLACK OR AFRICAN AMERICAN ALONE HOUSEHOLDER) [3] - Universe: Occupied housing units with a householder who is Black or African American alone;; HCT33I. VEHICLES AVAILABLE (WHITE ALONE, NOT HISPANIC OR LATINO HOUSEHOLDER) [3] - Universe: Occupied housing units with a householder who is White alone, not Hispanic or Latino.

Chart 15 -- Lack of Plumbing By Household Glascocok County, Georgia



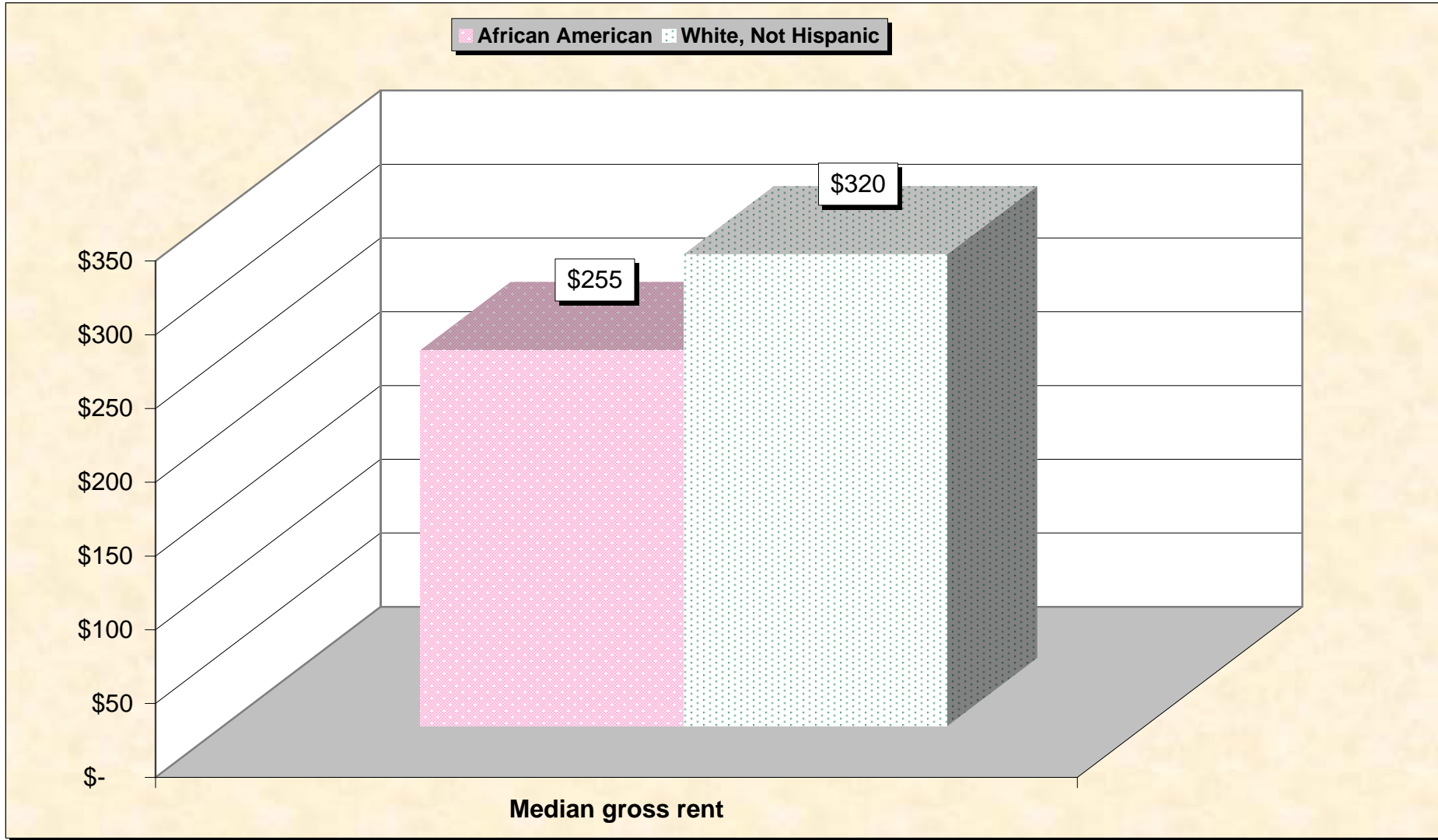
Source: Data Set: Census 2000 Summary File 3 (SF 3) - Sample Data -- HCT34B. PLUMBING FACILITIES (BLACK OR AFRICAN AMERICAN ALONE HOUSEHOLDER) [3] - Universe: Occupied housing units with a householder who is Black or African American alone; HCT34I. PLUMBING FACILITIES (WHITE ALONE, NOT HISPANIC OR LATINO HOUSEHOLDER) [3] - Universe: Occupied housing units with a householder who is White alone, not Hispanic or Latino.

Chart 16 -- Gross Rent as a Percentage of Household Income in 1999 Glascock County, Georgia



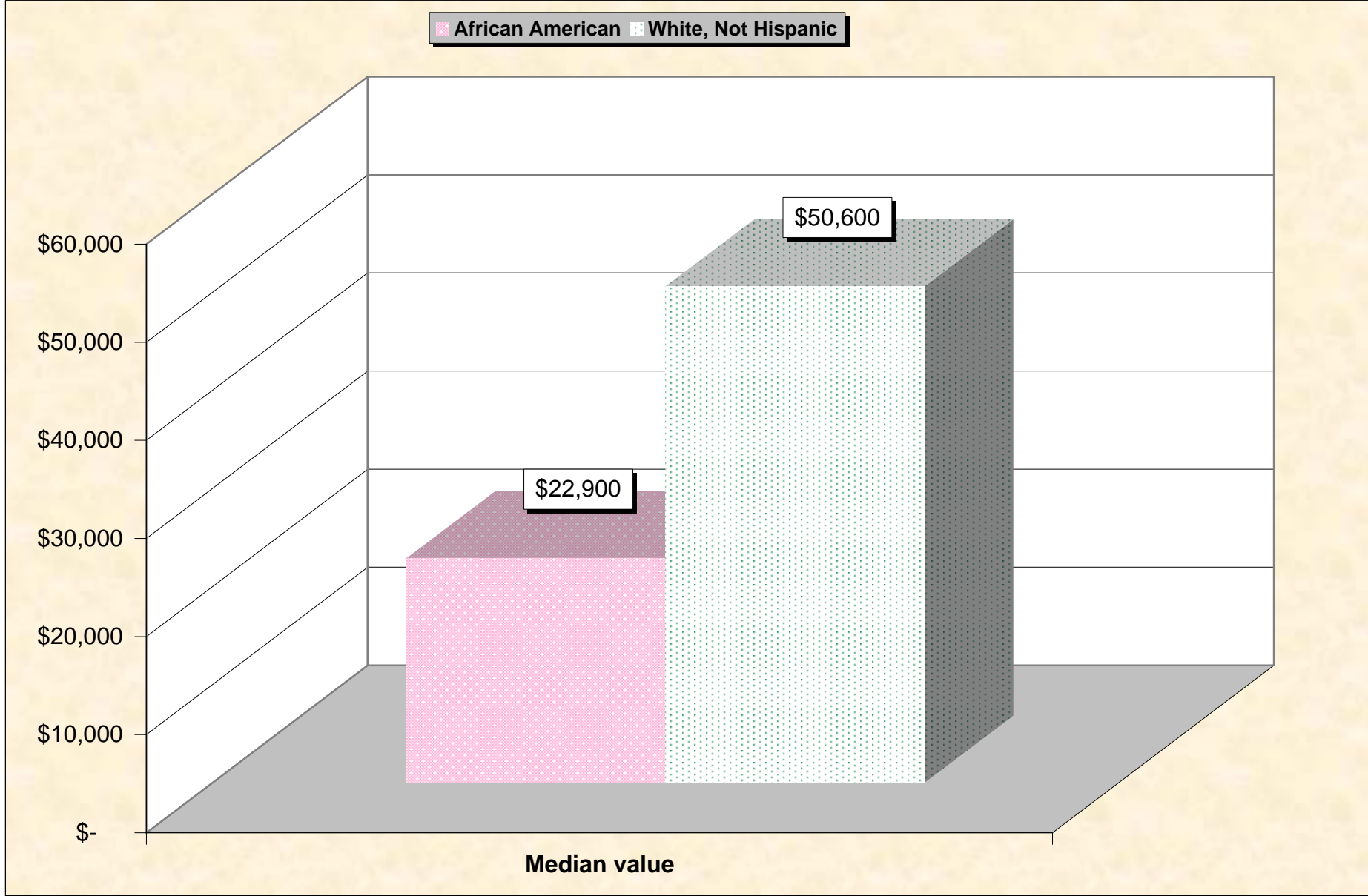
Source: Data Set: Census 2000 Summary File 3 (SF 3) - Sample Data -- HCT39B. GROSS RENT AS A PERCENTAGE OF HOUSEHOLD INCOME IN 1999 (BLACK OR AFRICAN AMERICAN ALONE HOUSEHOLDER) [11] - Universe: Specified renter-occupied housing units with a householder who is Black or African American alone; HCT39I. GROSS RENT AS A PERCENTAGE OF HOUSEHOLD INCOME IN 1999 (WHITE ALONE, NOT HISPANIC OR LATINO HOUSEHOLDER) [11] - Universe: Specified renter-occupied housing units with a householder who is White alone, not Hispanic or Latino.

Chart 17 -- Median Gross Rent By Household Glascock County, Georgia



Source: Data Set: Census 2000 Summary File 3 (SF 3) - Sample Data -- HCT37B. MEDIAN GROSS RENT (DOLLARS) (BLACK OR AFRICAN AMERICAN ALONE HOUSEHOLDER) [1] - Universe: Specified renter-occupied housing units paying cash rent with a householder who is Black or African American alone; HCT37I. MEDIAN GROSS RENT (DOLLARS) (WHITE ALONE, NOT HISPANIC OR LATINO HOUSEHOLDER) [1] - Universe: Specified renter-occupied housing units paying cash rent with a householder who is White alone, not Hispanic or Latino.

Chart 18 -- Median Home Value By Household Glascocock County, Georgia



Source: Data Set: Census 2000 Summary File 3 (SF 3) - Sample Data -- HCT42B. MEDIAN VALUE (DOLLARS) (BLACK OR AFRICAN AMERICAN ALONE HOUSEHOLDER) [1] - Universe: Specified owner-occupied housing units with a householder who is Black or African American alone; HCT42I. MEDIAN VALUE (DOLLARS) (WHITE ALONE, NOT HISPANIC OR LATINO HOUSEHOLDER) [1] - Universe: Specified owner-occupied housing units with a householder who is White alone, not Hispanic or Latino.

HOUSEHOLDS BY AGE OF HOUSEHOLDER BY HOUSEHOLD TYPE (INCLUDING LIVING ALONE) BY PRESENCE OF OWN CHILDREN UNDER 18 YEARS

source data for Chart 1

| | African American Glascok County, Georgia | White, Not Hispanic Glascok County, Georgia |
|---|--|---|
| Total: | 64 | 937 |
| Householder 15 to 64 years: | 46 | 677 |
| Family households: | 38 | 540 |
| Married-couple family: | 20 | 459 |
| With own children under 18 years | 12 | 255 |
| No own children under 18 years | 8 | 204 |
| Other family: | 18 | 81 |
| Male householder, no wife present: | 3 | 21 |
| With own children under 18 years | 1 | 16 |
| No own children under 18 years | 2 | 5 |
| Female householder, no husband present: | 15 | 60 |
| With own children under 18 years | 8 | 46 |
| No own children under 18 years | 7 | 14 |
| Nonfamily households: | 8 | 137 |
| Householder living alone | 5 | 128 |
| Householder not living alone | 3 | 9 |
| Householder 65 years and over: | 18 | 260 |
| Family households: | 8 | 125 |
| Married-couple family: | 3 | 103 |
| With own children under 18 years | 0 | 0 |
| No own children under 18 years | 3 | 103 |
| Other family: | 5 | 22 |
| Male householder, no wife present: | 0 | 7 |
| With own children under 18 years | 0 | 0 |
| No own children under 18 years | 0 | 7 |
| Female householder, no husband present: | 5 | 15 |
| With own children under 18 years | 0 | 0 |
| No own children under 18 years | 5 | 15 |
| Nonfamily households: | 10 | 135 |
| Householder living alone | 8 | 126 |
| Householder not living alone | 2 | 9 |

Source: Data Set: Census 2000 Summary File 3 (SF 3) - Sample Data - P146B. HOUSEHOLDS BY AGE OF HOUSEHOLDER BY HOUSEHOLD TYPE (INCLUDING LIVING ALONE) BY PRESENCE OF OWN CHILDREN UNDER 18 YEARS (BLACK OR AFRICAN AMERICAN ALONE HOUSEHOLDER) [31] - Universe: Households with a householder who is Black or African American alone; P146I. HOUSEHOLDS BY AGE OF HOUSEHOLDER BY HOUSEHOLD TYPE (INCLUDING LIVING ALONE) BY PRESENCE OF OWN CHILDREN UNDER 18 YEARS (WHITE ALONE, NOT HISPANIC OR LATINO HOUSEHOLDER) [31] - Universe: Households with a householder who is White alone, not Hispanic or Latino.

SCHOOL ENROLLMENT BY LEVEL OF SCHOOL BY TYPE OF SCHOOL FOR THE POPULATION 3 YEARS AND OVER

source data for Chart 2

| | African American Glascok County, Georgia | White, Not Hispanic Glascok County, Georgia |
|--|--|---|
| Total: | 213 | 2,210 |
| Enrolled in nursery school, preschool: | 2 | 17 |
| Public school | 2 | 12 |
| Private school | 0 | 5 |
| Enrolled in kindergarten: | 5 | 48 |
| Public school | 5 | 48 |
| Private school | 0 | 0 |
| Enrolled in grade 1 to grade 8: | 36 | 221 |
| Public school | 30 | 217 |
| Private school | 6 | 4 |
| Enrolled in grade 9 to grade 12: | 23 | 135 |
| Public school | 23 | 119 |
| Private school | 0 | 16 |
| Enrolled in college: | 5 | 66 |
| Public school | 5 | 48 |
| Private school | 0 | 18 |
| Not enrolled in school | 142 | 1,723 |

Source: Data Set: Census 2000 Summary File 3 (SF 3) - Sample Data - P146B. HOUSEHOLDS BY AGE OF HOUSEHOLDER BY HOUSEHOLD TYPE (INCLUDING LIVING ALONE) BY PRESENCE OF OWN CHILDREN UNDER 18 YEARS (BLACK OR AFRICAN AMERICAN ALONE HOUSEHOLDER) [31] - Universe: Households with a householder who is Black or African American alone; P146I. HOUSEHOLDS BY AGE OF HOUSEHOLDER BY HOUSEHOLD TYPE (INCLUDING LIVING ALONE) BY PRESENCE OF OWN CHILDREN UNDER 18 YEARS (WHITE ALONE, NOT HISPANIC OR LATINO HOUSEHOLDER) [31] - Universe: Households with a householder who is White alone, not Hispanic or Latino.

SEX BY EDUCATIONAL ATTAINMENT FOR THE POPULATION 25 YEARS AND OVER

source data for Chart 3

| | African American Glascok County, Georgia | White, Not Hispanic Glascok County, Georgia |
|---|--|---|
| Total: | 149 | 1,592 |
| Male: | 69 | 747 |
| Less than 9th grade | 36 | 123 |
| 9th to 12th grade, no diploma | 12 | 139 |
| High school graduate (includes equivalency) | 21 | 319 |
| Some college, no degree | 0 | 115 |
| Associate degree | 0 | 13 |
| Bachelor's degree | 0 | 25 |
| Graduate or professional degree | 0 | 13 |
| Female: | 80 | 845 |
| Less than 9th grade | 26 | 87 |
| 9th to 12th grade, no diploma | 22 | 139 |
| High school graduate (includes equivalency) | 23 | 339 |
| Some college, no degree | 9 | 167 |
| Associate degree | 0 | 37 |
| Bachelor's degree | 0 | 40 |
| Graduate or professional degree | 0 | 36 |

Source: Data Set: Census 2000 Summary File 3 (SF 3) - Sample Data -- P148B. SEX BY EDUCATIONAL ATTAINMENT FOR THE POPULATION 25 YEARS AND OVER (BLACK OR AFRICAN AMERICAN ALONE) [17] - Universe: Black or African American alone 25 years and over; P148I. SEX BY EDUCATIONAL ATTAINMENT FOR THE POPULATION 25 YEARS AND OVER (WHITE ALONE, NOT HISPANIC OR LATINO) [17] - Universe: White alone, not Hispanic or Latino population 25 years and over.

SEX BY EMPLOYMENT STATUS FOR THE POPULATION 16 YEARS AND OVER

source data for Charts 4 and 5

| | African American Glascok County, Georgia | White, Not Hispanic Glascok County, Georgia |
|--------------------|--|---|
| Total: | 171 | 1,830 |
| Male: | 86 | 849 |
| In labor force: | 46 | 581 |
| In Armed Forces | 0 | 5 |
| Civilian: | 46 | 576 |
| Employed | 24 | 547 |
| Unemployed | 22 | 29 |
| Not in labor force | 40 | 268 |
| Female: | 85 | 981 |
| In labor force: | 56 | 538 |
| In Armed Forces | 0 | 0 |
| Civilian: | 56 | 538 |
| Employed | 38 | 458 |
| Unemployed | 18 | 80 |
| Not in labor force | 29 | 443 |

Source: Data Set: Census 2000 Summary File 3 (SF 3) - Sample Data -- P150B. SEX BY EMPLOYMENT STATUS FOR THE POPULATION 16 YEARS AND OVER (BLACK OR AFRICAN AMERICAN ALONE) [15] - Universe: Black or African American alone 16 years and over; P150I. SEX BY EMPLOYMENT STATUS FOR THE POPULATION 16 YEARS AND OVER (WHITE ALONE, NOT HISPANIC OR LATINO) [15] - Universe: White alone, not Hispanic or Latino population 16 years and over.

HOUSEHOLD INCOME IN 1999

source data for Chart 6

| | African American Glascock County, Georgia | White, Not Hispanic Glascock County, Georgia |
|------------------------|---|--|
| Total: | 64 | 937 |
| Less than \$10,000 | 22 | 169 |
| \$10,000 to \$14,999 | 10 | 78 |
| \$15,000 to \$19,999 | 3 | 88 |
| \$20,000 to \$24,999 | 11 | 61 |
| \$25,000 to \$29,999 | 2 | 61 |
| \$30,000 to \$34,999 | 9 | 61 |
| \$35,000 to \$39,999 | 2 | 101 |
| \$40,000 to \$44,999 | 0 | 23 |
| \$45,000 to \$49,999 | 0 | 59 |
| \$50,000 to \$59,999 | 5 | 73 |
| \$60,000 to \$74,999 | 0 | 65 |
| \$75,000 to \$99,999 | 0 | 60 |
| \$100,000 to \$124,999 | 0 | 24 |
| \$125,000 to \$149,999 | 0 | 11 |
| \$150,000 to \$199,999 | 0 | 3 |
| \$200,000 or more | 0 | 0 |

Source: Data Set: Census 2000 Summary File 3 (SF 3) - Sample Data -- P151B. HOUSEHOLD INCOME IN 1999 (BLACK OR AFRICAN AMERICAN ALONE HOUSEHOLDER) [17] - Universe: Households with a householder who is Black or African American alone; P151I. HOUSEHOLD INCOME IN 1999 (WHITE ALONE, NOT HISPANIC OR LATINO HOUSEHOLDER) [17] - Universe: Households with a householder who is White alone, not Hispanic or Latino.

MEDIAN FAMILY INCOME IN 1999

source data for Chart 7

| | African American Glascock County, Georgia | White, Not Hispanic Glascock County, Georgia |
|------------------------------|---|--|
| Median family income in 1999 | \$ 23,611 | \$ 37,765 |

Source: Data Set: Census 2000 Summary File 3 (SF 3) - Sample Data -- P155B. MEDIAN FAMILY INCOME IN 1999 (DOLLARS) (BLACK OR AFRICAN AMERICAN ALONE HOUSEHOLDER) [1] - Universe: Families with a householder who is Black or African American alone ; P155I. MEDIAN FAMILY INCOME IN 1999 (DOLLARS) (WHITE ALONE, NOT HISPANIC OR LATINO HOUSEHOLDER) [1] - Universe: Families with a householder who is White alone, not Hispanic or Latino.

PER CAPITA INCOME IN 1999

source data for Chart 8

| | African American Glascock County, Georgia | White, Not Hispanic Glascock County, Georgia |
|---------------------------|---|--|
| Per capita income in 1999 | \$ 6,589 | \$ 14,894 |

Source: Data Set: Census 2000 Summary File 3 (SF 3) - Sample Data -- P157B. PER CAPITA INCOME IN 1999 (DOLLARS) (BLACK OR AFRICAN AMERICAN ALONE) [1] - Universe: Black or African American alone; P157I. PER CAPITA INCOME IN 1999 (DOLLARS) (WHITE ALONE, NOT HISPANIC OR LATINO) [1] - Universe: White alone, not Hispanic or Latino population.

POVERTY STATUS IN 1999 BY AGE

source data for Chart 9

| | African American Glascock County, Georgia | White, Not Hispanic Glascock County, Georgia |
|---|---|--|
| Total: | 220 | 2,304 |
| Income in 1999 below poverty level: | 83 | 351 |
| Under 5 years | 6 | 10 |
| 5 years | 2 | 2 |
| 6 to 11 years | 0 | 19 |
| 12 to 17 years | 9 | 23 |
| 18 to 64 years | 31 | 151 |
| 65 to 74 years | 16 | 58 |
| 75 years and over | 19 | 88 |
| Income in 1999 at or above poverty level: | 137 | 1,953 |
| Under 5 years | 5 | 144 |
| 5 years | 3 | 17 |
| 6 to 11 years | 21 | 155 |
| 12 to 17 years | 14 | 167 |
| 18 to 64 years | 80 | 1,203 |
| 65 to 74 years | 8 | 144 |
| 75 years and over | 6 | 123 |

Source: Data Set: Census 2000 Summary File 3 (SF 3) - Sample Data -- P159B. POVERTY STATUS IN 1999 BY AGE (BLACK OR AFRICAN AMERICAN ALONE) [17] - Universe: Black or African American alone for whom poverty status is determined;P159I. POVERTY STATUS IN 1999 BY AGE (WHITE ALONE, NOT HISPANIC OR LATINO) [17] - Universe: White alone, not Hispanic or Latino population for whom poverty status is determined.

MEDIAN EARNINGS IN 1999

source data for Chart 10

| | African American Glascok County, Georgia | White, Not Hispanic Glascok County, Georgia |
|---|--|---|
| Median earnings in 1999 -- | | |
| Worked full-time, year-round in 1999 -- | | |
| Total | \$ 16,875 | \$ 28,884 |
| Male | \$ 21,250 | \$ 33,628 |
| Female | \$ 12,917 | \$ 22,875 |
| Other -- | | |
| Total | \$ 5,417 | \$ 7,254 |
| Male | \$ 8,750 | \$ 9,250 |
| Female | \$ 4,750 | \$ 6,622 |

Source: Data Set: Census 2000 Summary File 3 (SF 3) - Sample Data -- PCT74B. MEDIAN EARNINGS IN 1999 (DOLLARS) BY WORK EXPERIENCE IN 1999 BY SEX FOR THE POPULATION 16 YEARS AND OVER WITH EARNINGS (BLACK OR AFRICAN AMERICAN ALONE) [6] - Universe: Black or African American alone 16 years and over with earnings in 1999; PCT74I. MEDIAN EARNINGS IN 1999 (DOLLARS) BY WORK EXPERIENCE IN 1999 BY SEX FOR THE POPULATION 16 YEARS AND OVER WITH EARNINGS (WHITE ALONE, NOT HISPANIC OR LATINO) [6] - Universe: White alone, not Hispanic or Latino population 16 years and over with earnings in 1999.

TENURE BY RACE OF HOUSEHOLDER

source data for Chart 11

| | Glascok County, Georgia |
|---|------------------------------------|
| Total: | 1,004 |
| Owner occupied: | 805 |
| Householder who is White alone | 747 |
| Householder who is Black or African American alone | 51 |
| Householder who is American Indian and Alaska Native alone | 2 |
| Householder who is Asian alone | 0 |
| Householder who is Native Hawaiian and Other Pacific Islander alone | 0 |
| Householder who is Some other race alone | 5 |
| Householder who is Two or more races | 0 |
| Renter occupied: | 199 |
| Householder who is White alone | 180 |
| Householder who is Black or African American alone | 19 |
| Householder who is American Indian and Alaska Native alone | 0 |
| Householder who is Asian alone | 0 |
| Householder who is Native Hawaiian and Other Pacific Islander alone | 0 |
| Householder who is Some other race alone | 0 |
| Householder who is Two or more races | 0 |

White alone, not Hispanic

**White, Not Hispanic
Glascok County,
Georgia**

| | |
|-----------------|-----|
| Total: | 923 |
| Owner occupied | 745 |
| Renter occupied | 178 |

Source: Data Set: Census 2000 Summary File 3 (SF 3) - Sample Data -- H11. TENURE BY RACE OF HOUSEHOLDER [17] - Universe: Occupied housing units; H13. TENURE (WHITE ALONE, NOT HISPANIC OR LATINO HOUSEHOLDER) [3] - Universe: Occupied housing units with a householder who is White alone, not Hispanic or Latino.

OCCUPANTS PER ROOM

source data for Chart 12

| | African American Glascok County, Georgia | White, Not Hispanic Glascok County, Georgia |
|---------------------------------|--|---|
| Total: | 70 | 923 |
| 1.00 or less occupants per room | 65 | 917 |
| 1.01 or more occupants per room | 5 | 6 |

Source: Data Set: Census 2000 Summary File 3 (SF 3) - Sample Data -- HCT29B. OCCUPANTS PER ROOM (BLACK OR AFRICAN AMERICAN ALONE HOUSEHOLDER) [3] - Universe: Occupied housing units with a householder who is Black or African American alone; HCT29I. OCCUPANTS PER ROOM (WHITE ALONE, NOT HISPANIC OR LATINO HOUSEHOLDER) [3] - Universe: Occupied housing units with a householder who is White alone, not Hispanic or Latino.

TELEPHONE SERVICE AVAILABLE

source data for Chart 13

| | African American Glascok County, Georgia | White, Not Hispanic Glascok County, Georgia |
|----------------------------------|--|---|
| Total: | 70 | 923 |
| With telephone service available | 61 | 887 |
| No telephone service available | 9 | 36 |

Source: Data Set: Census 2000 Summary File 3 (SF 3) - Sample Data -- HCT32B. TELEPHONE SERVICE AVAILABLE (BLACK OR AFRICAN AMERICAN ALONE HOUSEHOLDER) [3] - Universe: Occupied housing units with a householder who is Black or African American alone; HCT32I. TELEPHONE SERVICE AVAILABLE (WHITE ALONE, NOT HISPANIC OR LATINO HOUSEHOLDER) [3] - Universe: Occupied housing units with a householder who is White alone, not Hispanic or Latino.

VEHICLES AVAILABLE

source data for Chart 14

| | African American Glascok County, Georgia | White, Not Hispanic Glascok County, Georgia |
|------------------------------|--|---|
| Total: | 70 | 923 |
| No vehicle available | 19 | 58 |
| 1 or more vehicles available | 51 | 865 |

Source: Data Set: Census 2000 Summary File 3 (SF 3) - Sample Data -- HCT33B. VEHICLES AVAILABLE (BLACK OR AFRICAN AMERICAN ALONE HOUSEHOLDER) [3] - Universe: Occupied housing units with a householder who is Black or African American alone;; HCT33I. VEHICLES AVAILABLE (WHITE ALONE, NOT HISPANIC OR LATINO HOUSEHOLDER) [3] - Universe: Occupied housing units with a householder who is White alone, not Hispanic or Latino.

PLUMBING FACILITIES

source data for Chart 15

| | African American Glascok County, Georgia | White, Not Hispanic Glascok County, Georgia |
|--------------------------------------|--|---|
| Total: | 70 | 923 |
| Complete plumbing facilities | 70 | 914 |
| Lacking complete plumbing facilities | 0 | 9 |

Source: Data Set: Census 2000 Summary File 3 (SF 3) - Sample Data -- HCT34B. PLUMBING FACILITIES (BLACK OR AFRICAN AMERICAN ALONE HOUSEHOLDER) [3] - Universe: Occupied housing units with a householder who is Black or African American alone; HCT34I. PLUMBING FACILITIES (WHITE ALONE, NOT HISPANIC OR LATINO HOUSEHOLDER) [3] - Universe: Occupied housing units with a householder who is White alone, not Hispanic or Latino.

GROSS RENT AS A PERCENTAGE OF HOUSEHOLD INCOME IN 1999

source data for Chart 16

| | African American Glascok County, Georgia | White, Not Hispanic Glascok County, Georgia |
|----------------------|--|---|
| Total: | 19 | 168 |
| Less than 10 percent | 3 | 23 |
| 10 to 14 percent | 7 | 29 |
| 15 to 19 percent | 0 | 22 |
| 20 to 24 percent | 0 | 26 |
| 25 to 29 percent | 0 | 11 |
| 30 to 34 percent | 3 | 4 |
| 35 to 39 percent | 0 | 2 |
| 40 to 49 percent | 2 | 8 |
| 50 percent or more | 2 | 13 |
| Not computed | 2 | 30 |

Source: Data Set: Census 2000 Summary File 3 (SF 3) - Sample Data -- HCT39B. GROSS RENT AS A PERCENTAGE OF HOUSEHOLD INCOME IN 1999 (BLACK OR AFRICAN AMERICAN ALONE HOUSEHOLDER) [11] - Universe: Specified renter-occupied housing units with a householder who is Black or African American alone; HCT39I. GROSS RENT AS A PERCENTAGE OF HOUSEHOLD INCOME IN 1999 (WHITE ALONE, NOT HISPANIC OR LATINO HOUSEHOLDER) [11] - Universe: Specified renter-occupied housing units with a householder who is White alone, not Hispanic or Latino.

MEDIAN GROSS RENT

source data for Chart 17

| | African American Glascock County, Georgia | White, Not Hispanic Glascock County, Georgia |
|-------------------|---|--|
| Median gross rent | \$ 255 | \$ 320 |

Source: Data Set: Census 2000 Summary File 3 (SF 3) - Sample Data -- HCT37B. MEDIAN GROSS RENT (DOLLARS) (BLACK OR AFRICAN AMERICAN ALONE HOUSEHOLDER) [1] - Universe: Specified renter-occupied housing units paying cash rent with a householder who is Black or African American alone; HCT37I. MEDIAN GROSS RENT (DOLLARS) (WHITE ALONE, NOT HISPANIC OR LATINO HOUSEHOLDER) [1] - Universe: Specified renter-occupied housing units paying cash rent with a householder who is White alone, not Hispanic or Latino.

MEDIAN HOME VALUE

source data for Chart 18

| | African American Glascock County, Georgia | White, Not Hispanic Glascock County, Georgia |
|--------------|---|--|
| Median value | \$ 22,900 | \$ 50,600 |

Source: Data Set: Census 2000 Summary File 3 (SF 3) - Sample Data -- HCT42B. MEDIAN VALUE (DOLLARS) (BLACK OR AFRICAN AMERICAN ALONE HOUSEHOLDER) [1] - Universe: Specified owner-occupied housing units with a householder who is Black or African American alone; HCT42I. MEDIAN VALUE (DOLLARS) (WHITE ALONE, NOT HISPANIC OR LATINO HOUSEHOLDER) [1] - Universe: Specified owner-occupied housing units with a householder who is White alone, not Hispanic or Latino.