

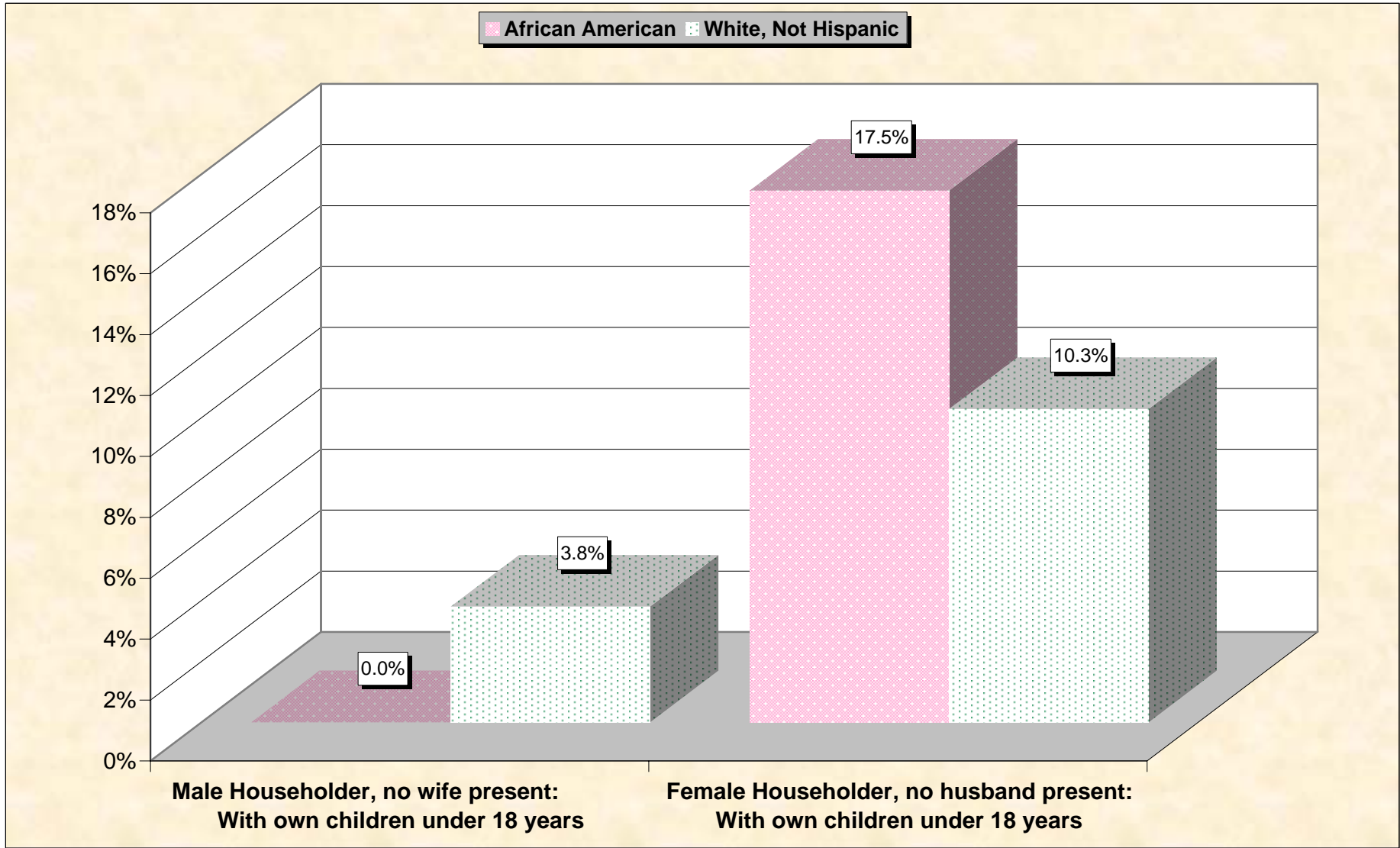
Selected Socio-Economic Data

Echols County, Georgia

African American and White, Not Hispanic

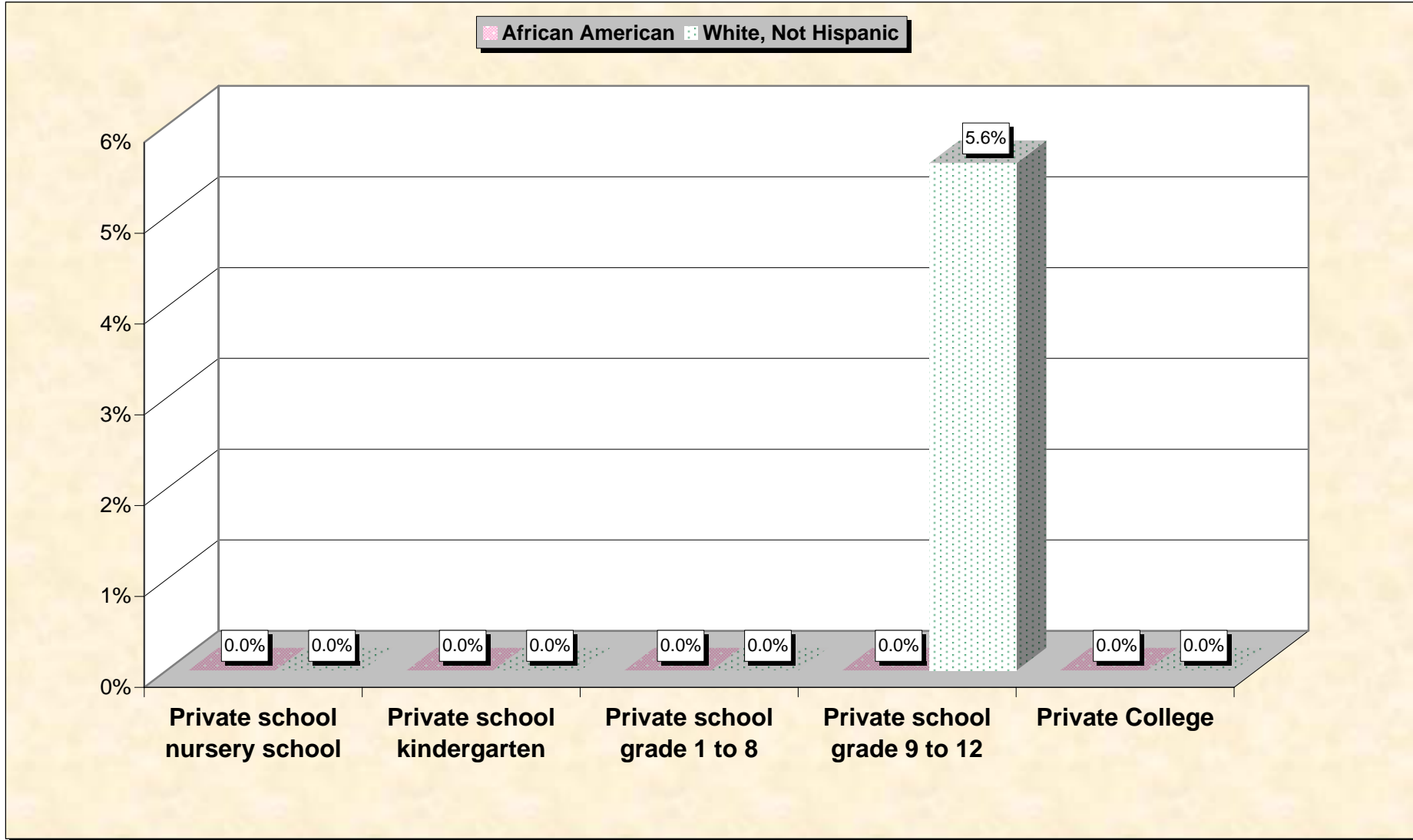
Data Set: Census 2000 Summary File 3 (SF 3) - Sample Data

Chart 1 -- Single-Parent Family Households (Householder 15 to 64 years) Echols County, Georgia



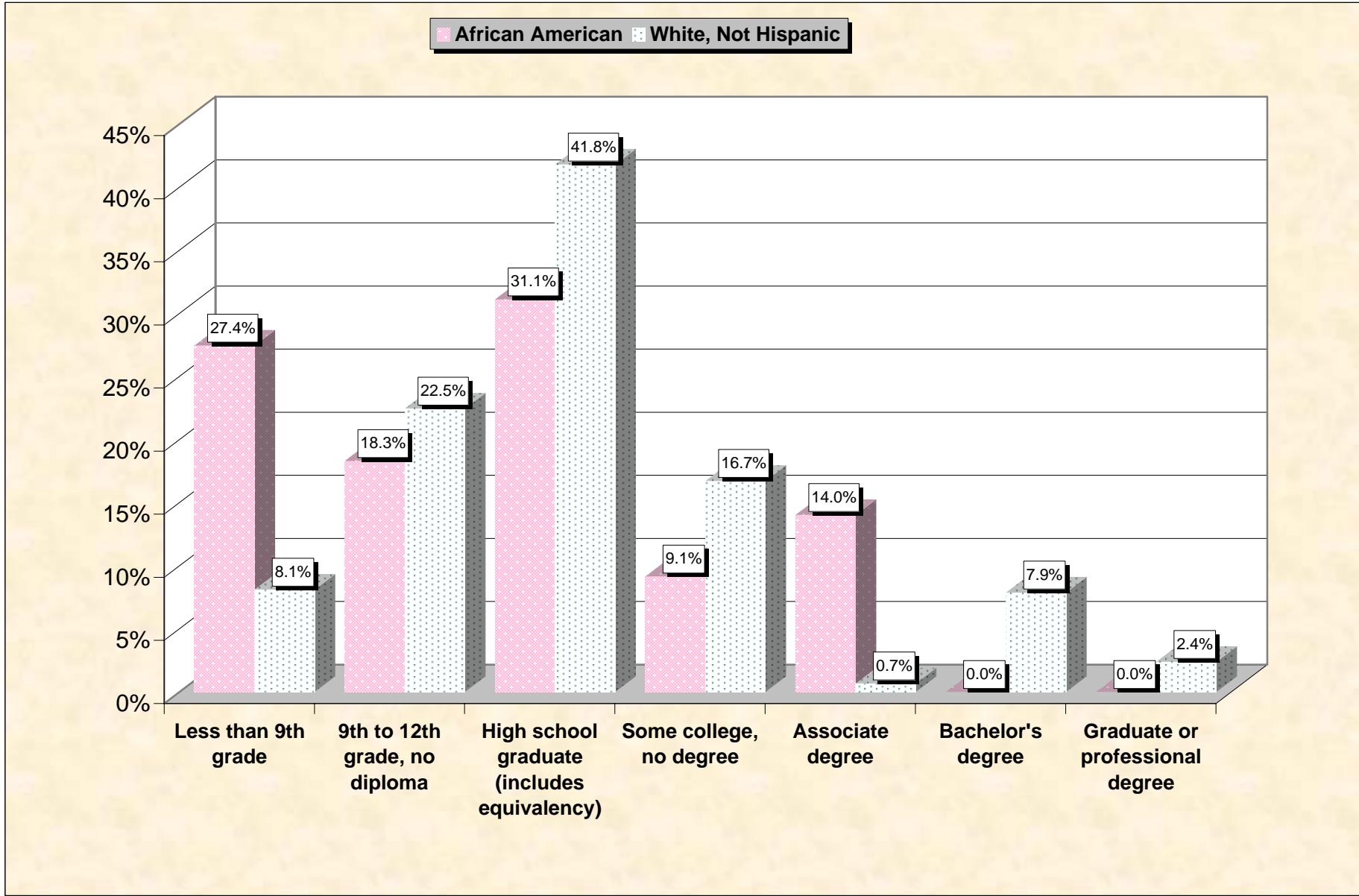
Source: Data Set: Census 2000 Summary File 3 (SF 3) - Sample Data - P146B. HOUSEHOLDS BY AGE OF HOUSEHOLDER BY HOUSEHOLD TYPE (INCLUDING LIVING ALONE) BY PRESENCE OF OWN CHILDREN UNDER 18 YEARS (BLACK OR AFRICAN AMERICAN ALONE HOUSEHOLDER) [31] - Universe: Households with a householder who is Black or African American alone; P146I. HOUSEHOLDS BY AGE OF HOUSEHOLDER BY HOUSEHOLD TYPE (INCLUDING LIVING ALONE) BY PRESENCE OF OWN CHILDREN UNDER 18 YEARS (WHITE ALONE, NOT HISPANIC OR LATINO HOUSEHOLDER) [31] - Universe: Households with a householder who is White alone, not Hispanic or Latino.

Chart 2 -- Private School Enrollment (3 years and over) Echols County, Georgia



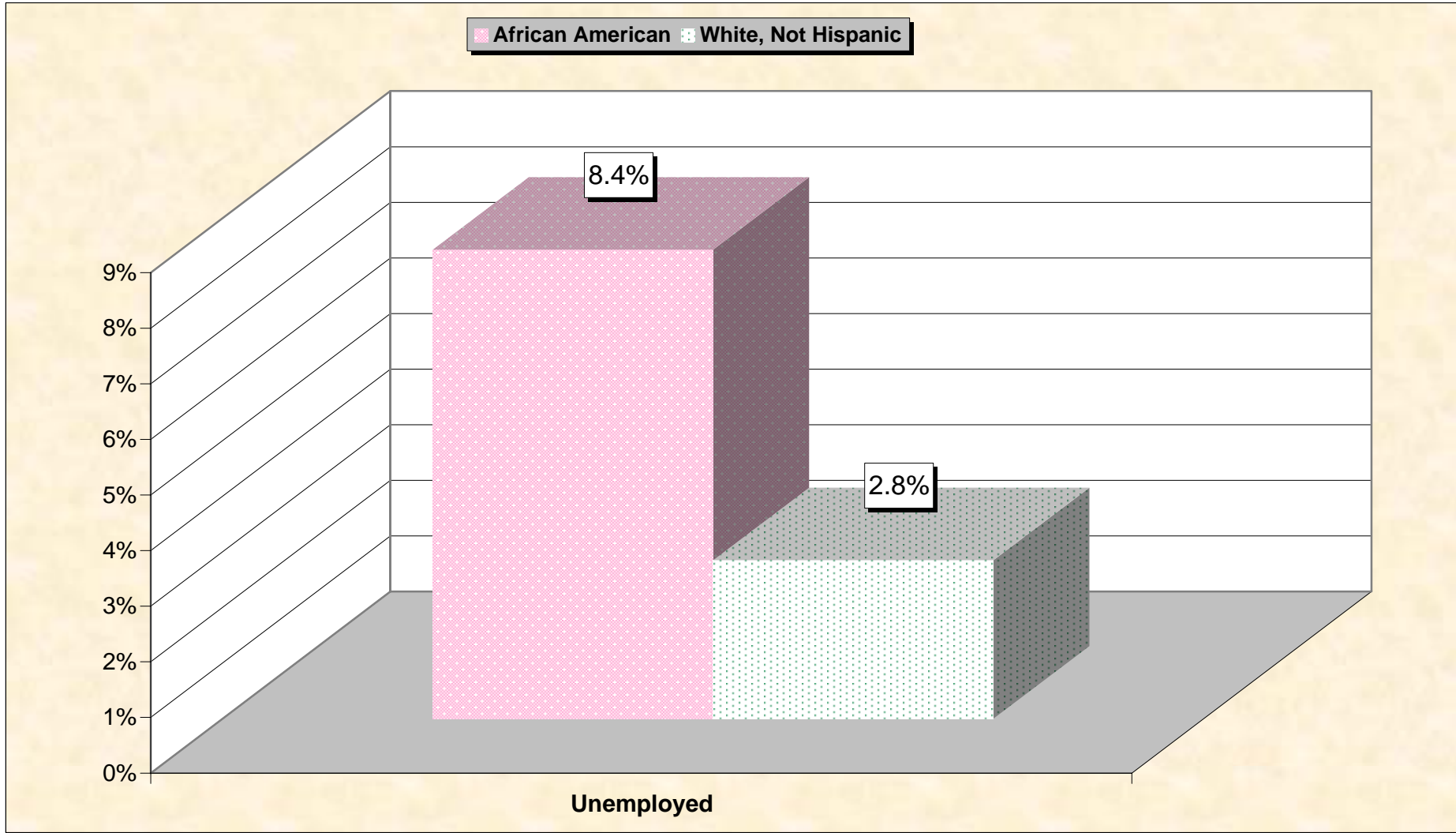
Source: Data Set: Census 2000 Summary File 3 (SF 3) - Sample Data -- P147B. SCHOOL ENROLLMENT BY LEVEL OF SCHOOL BY TYPE OF SCHOOL FOR THE POPULATION 3 YEARS AND OVER (BLACK OR AFRICAN AMERICAN ALONE) [17] - Universe: Black or African American alone 3 years and over; P147I. SCHOOL ENROLLMENT BY LEVEL OF SCHOOL BY TYPE OF SCHOOL FOR THE POPULATION 3 YEARS AND OVER (WHITE ALONE, NOT HISPANIC OR LATINO) [17] - Universe: White alone, not Hispanic or Latino population 3 years and over.

Chart 3 -- Educational Attainment (25 years and over) Echols County, Georgia



Source: Data Set: Census 2000 Summary File 3 (SF 3) - Sample Data -- P148B. SEX BY EDUCATIONAL ATTAINMENT FOR THE POPULATION 25 YEARS AND OVER (BLACK OR AFRICAN AMERICAN ALONE) [17] - Universe: Black or African American alone 25 years and over; P148I. SEX BY EDUCATIONAL ATTAINMENT FOR THE POPULATION 25 YEARS AND OVER (WHITE ALONE, NOT HISPANIC OR LATINO) [17] - Universe: White alone, not Hispanic or Latino population 25 years and over.

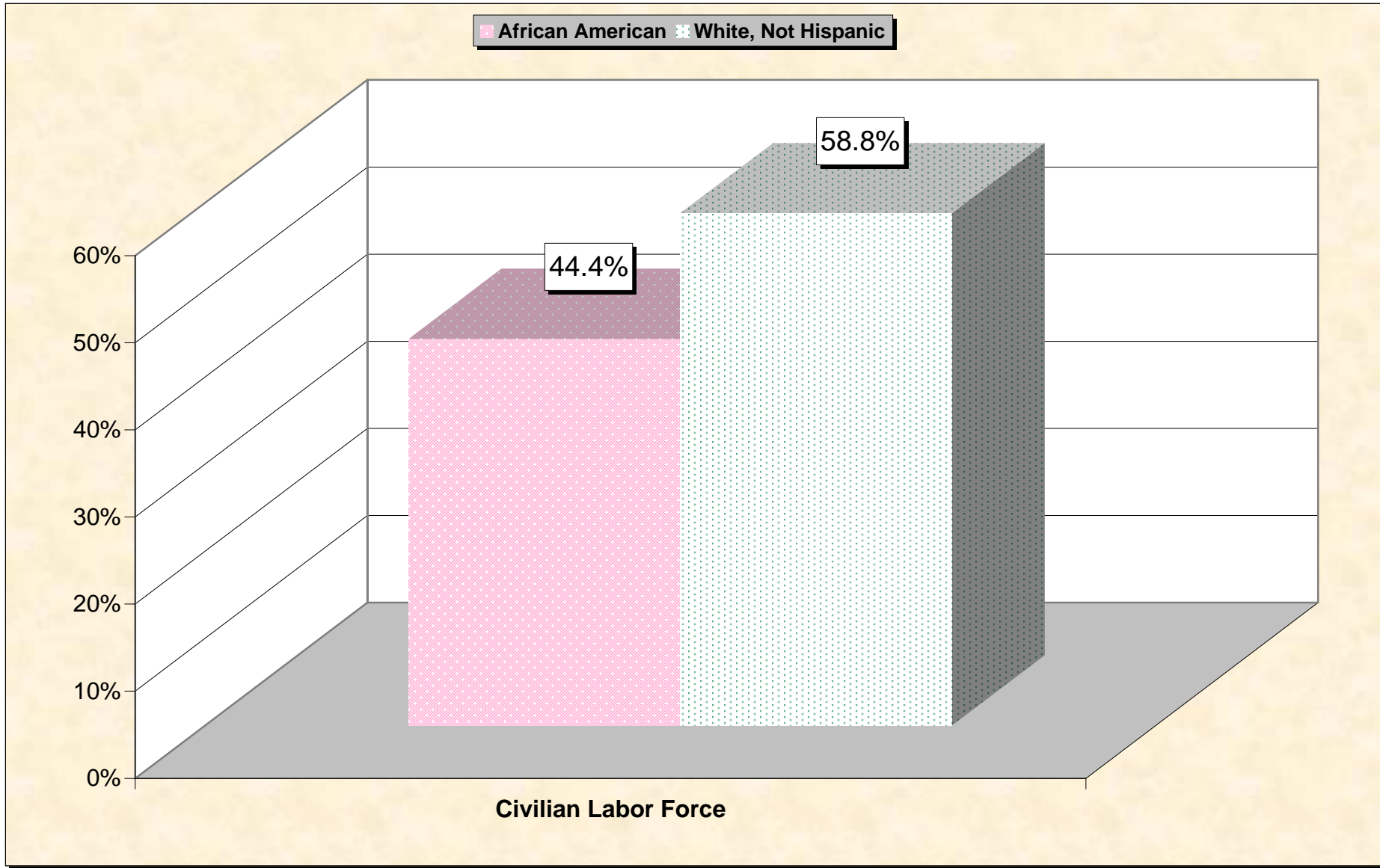
Chart 4 -- Unemployment Rate (Civilian Labor Force) Echols County, Georgia



Note: Unemployment rate is defined as a percentage of the civilian labor force.

Source: Data Set: Census 2000 Summary File 3 (SF 3) - Sample Data -- P150B. SEX BY EMPLOYMENT STATUS FOR THE POPULATION 16 YEARS AND OVER (BLACK OR AFRICAN AMERICAN ALONE) [15] - Universe: Black or African American alone 16 years and over; P150I. SEX BY EMPLOYMENT STATUS FOR THE POPULATION 16 YEARS AND OVER (WHITE ALONE, NOT HISPANIC OR LATINO) [15] - Universe: White alone, not Hispanic or Latino population 16 years and over.

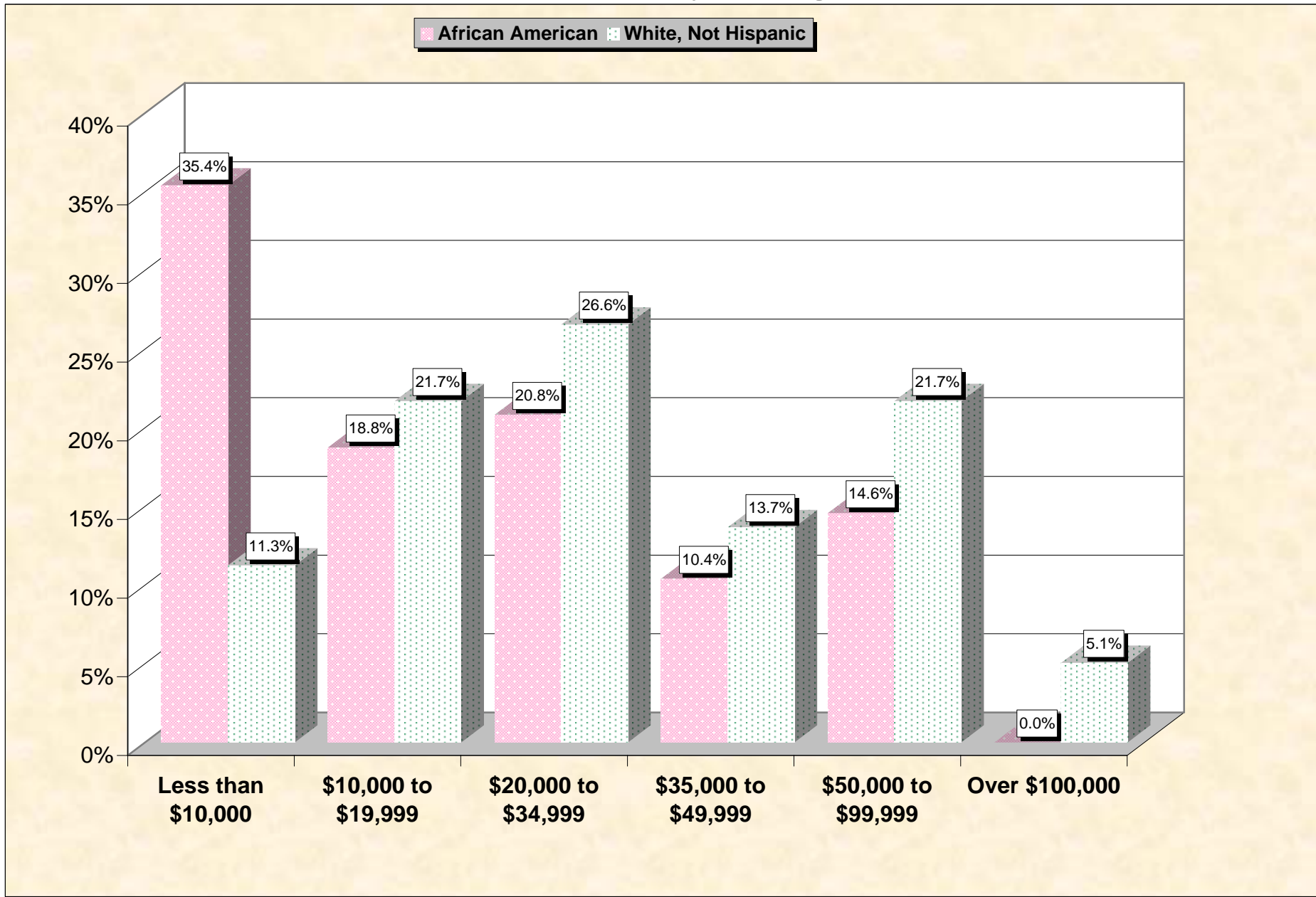
Chart 5 -- Labor Force Participation (Civilian Labor Force) Echols County, Georgia



Note: Labor force participation rate is defined as a percentage of the civilian population over 16.

Source: Data Set: Census 2000 Summary File 3 (SF 3) - Sample Data -- P150B. SEX BY EMPLOYMENT STATUS FOR THE POPULATION 16 YEARS AND OVER (BLACK OR AFRICAN AMERICAN ALONE) [15] - Universe: Black or African American alone 16 years and over; P150I. SEX BY EMPLOYMENT STATUS FOR THE POPULATION 16 YEARS AND OVER (WHITE ALONE, NOT HISPANIC OR LATINO) [15] - Universe: White alone, not Hispanic or Latino population 16 years and over.

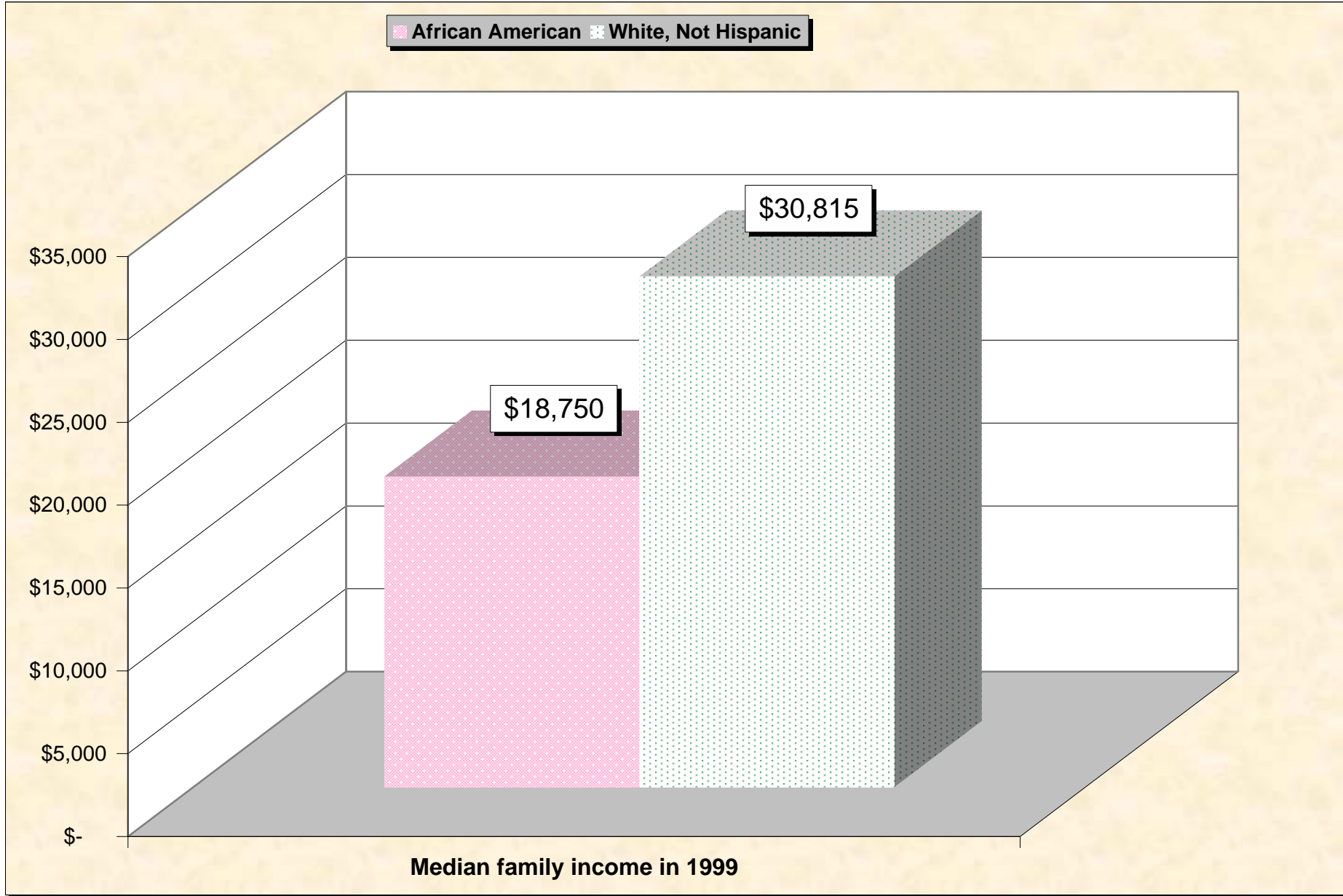
Chart 6 -- Household Income in 1999 Echols County, Georgia



Source: Data Set: Census 2000 Summary File 3 (SF 3) - Sample Data -- P151B. HOUSEHOLD INCOME IN 1999 (BLACK OR AFRICAN AMERICAN ALONE HOUSEHOLDER) [17] - Universe: Households with a householder who is Black or African American alone; P151I. HOUSEHOLD INCOME IN 1999 (WHITE ALONE, NOT HISPANIC OR LATINO HOUSEHOLDER) [17] - Universe: Households with a householder who is White alone, not Hispanic or Latino.

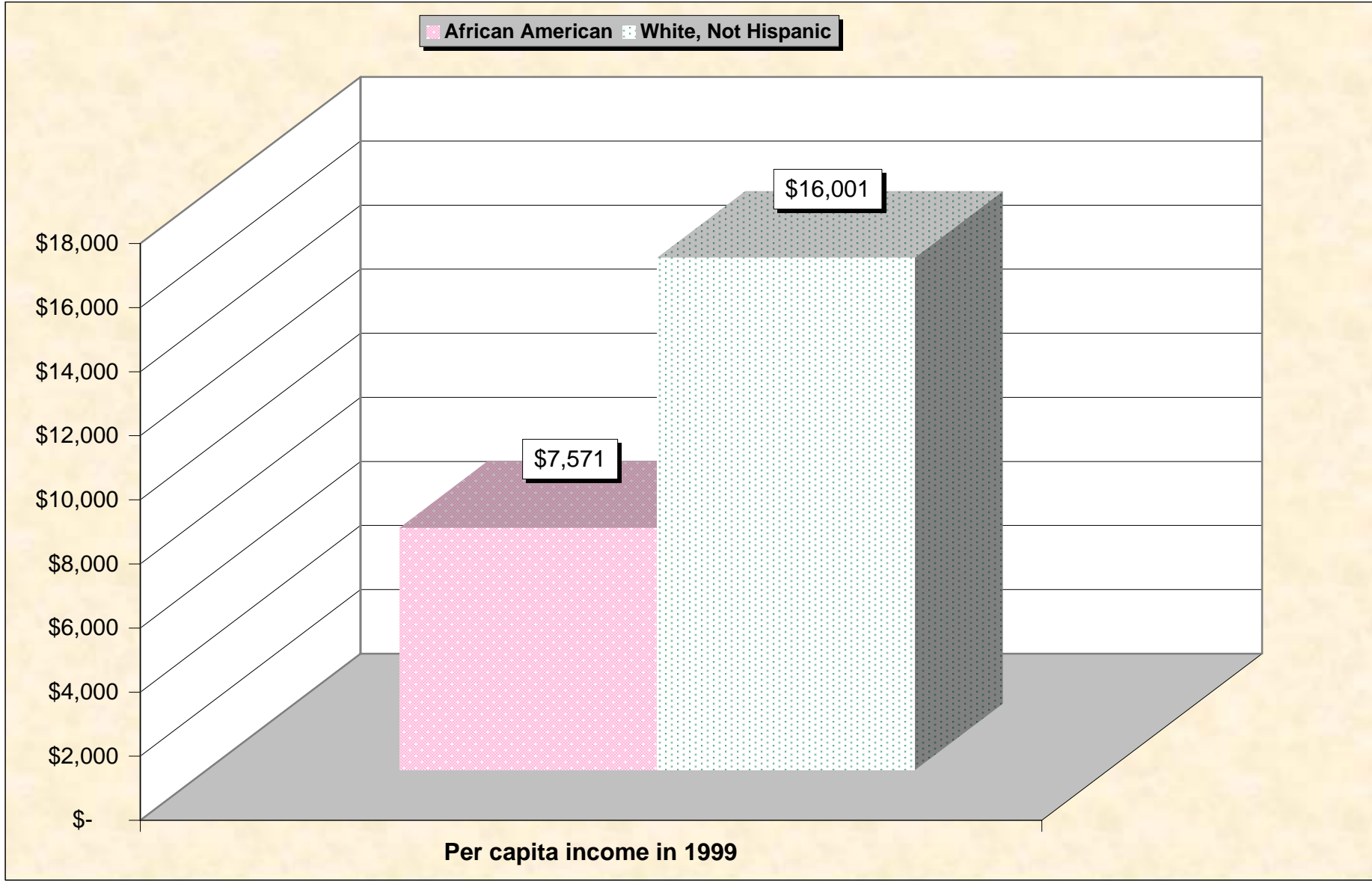
Chart 7 -- Median Family Income In 1999

Echols County, Georgia



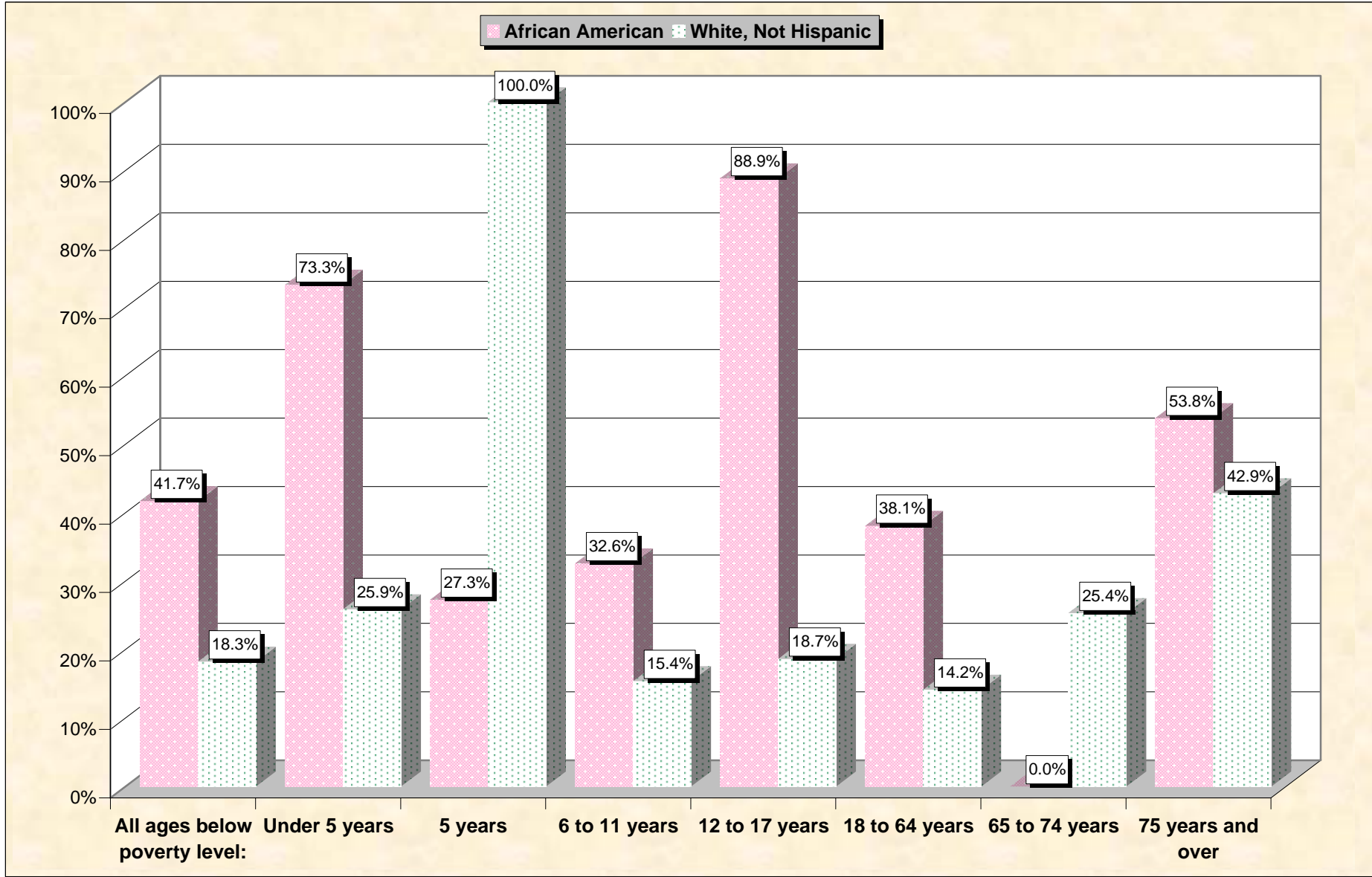
Source: Data Set: Census 2000 Summary File 3 (SF 3) - Sample Data -- P155B. MEDIAN FAMILY INCOME IN 1999 (DOLLARS) (BLACK OR AFRICAN AMERICAN ALONE HOUSEHOLDER) [1] - Universe: Families with a householder who is Black or African American alone ; P155I. MEDIAN FAMILY INCOME IN 1999 (DOLLARS) (WHITE ALONE, NOT HISPANIC OR LATINO HOUSEHOLDER) [1] - Universe: Families with a householder who is White alone, not Hispanic or Latino.

Chart 8 -- Per Capita Income In 1999 Echols County, Georgia



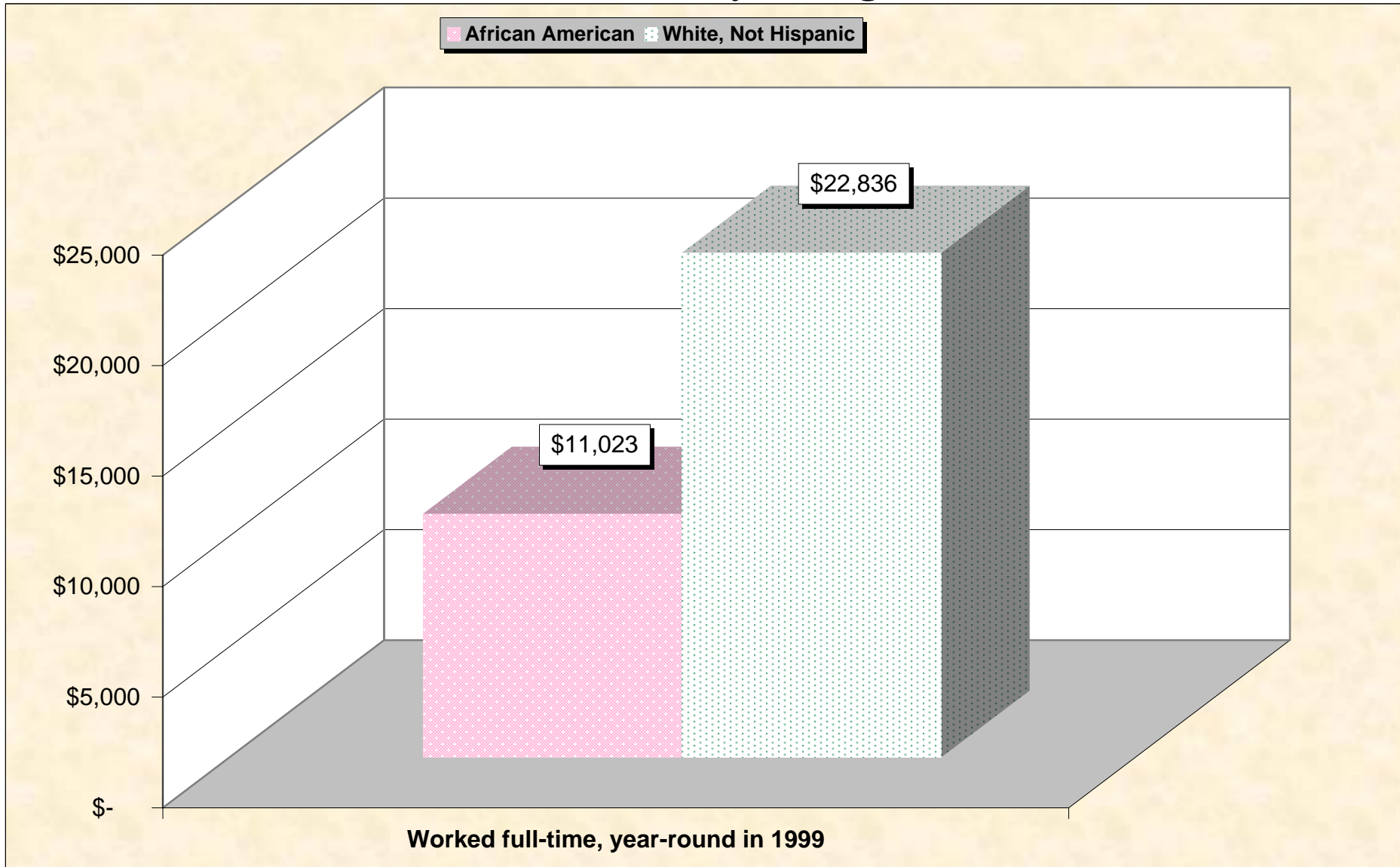
Source: Data Set: Census 2000 Summary File 3 (SF 3) - Sample Data -- P157B. PER CAPITA INCOME IN 1999 (DOLLARS) (BLACK OR AFRICAN AMERICAN ALONE) [1] - Universe: Black or African American alone; P157I. PER CAPITA INCOME IN 1999 (DOLLARS) (WHITE ALONE, NOT HISPANIC OR LATINO) [1] - Universe: White alone, not Hispanic or Latino population.

Chart 9 -- Income in 1999 Below Poverty Level by Age Echols County, Georgia



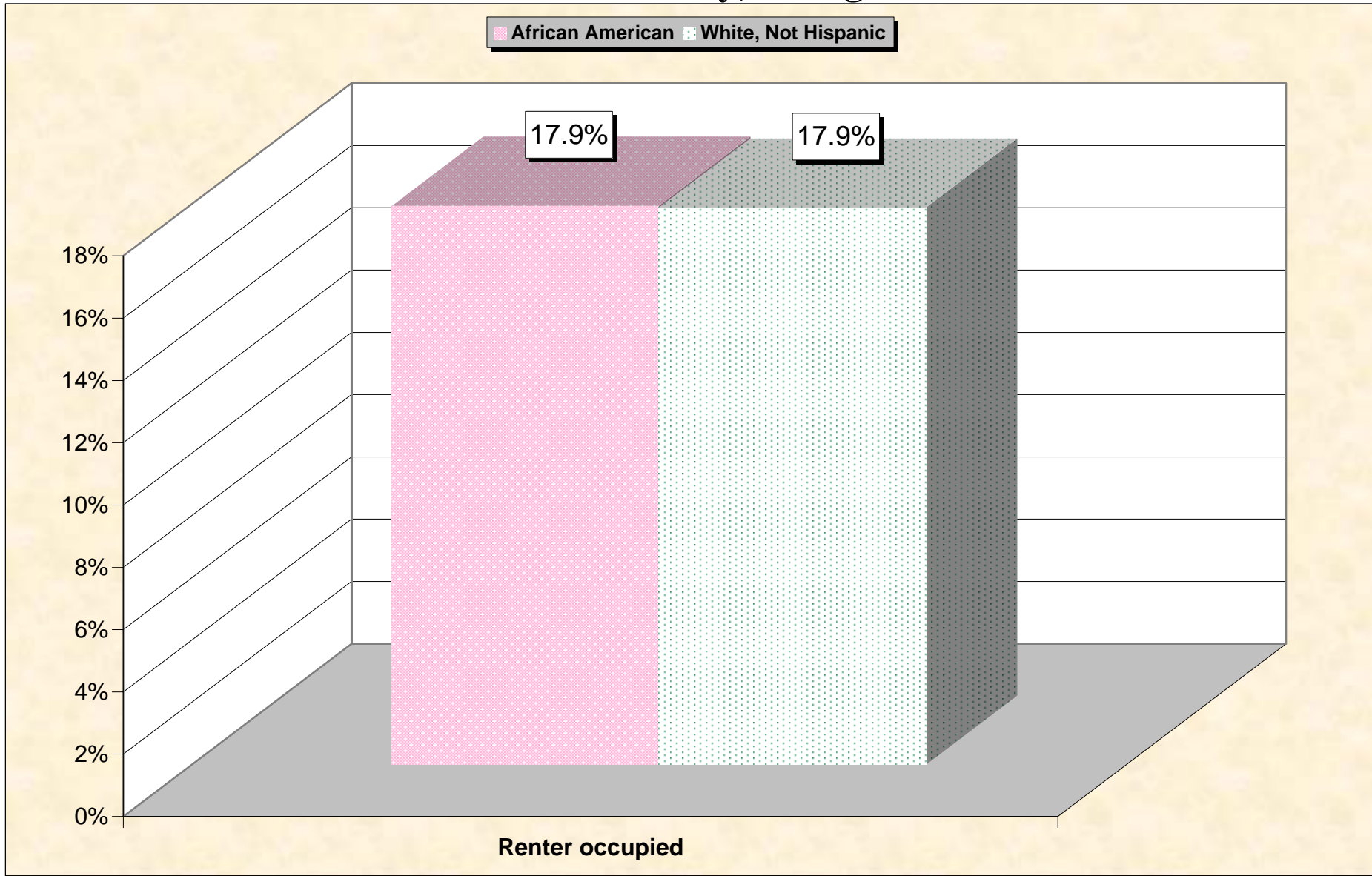
Source: Data Set: Census 2000 Summary File 3 (SF 3) - Sample Data -- P159B. POVERTY STATUS IN 1999 BY AGE (BLACK OR AFRICAN AMERICAN ALONE) [17] - Universe: Black or African American alone for whom poverty status is determined;P159I. POVERTY STATUS IN 1999 BY AGE (WHITE ALONE, NOT HISPANIC OR LATINO) [17] - Universe: White alone, not Hispanic or Latino population for whom poverty status is determined.

Chart 10 -- Median Earnings in 1999 Echols County, Georgia



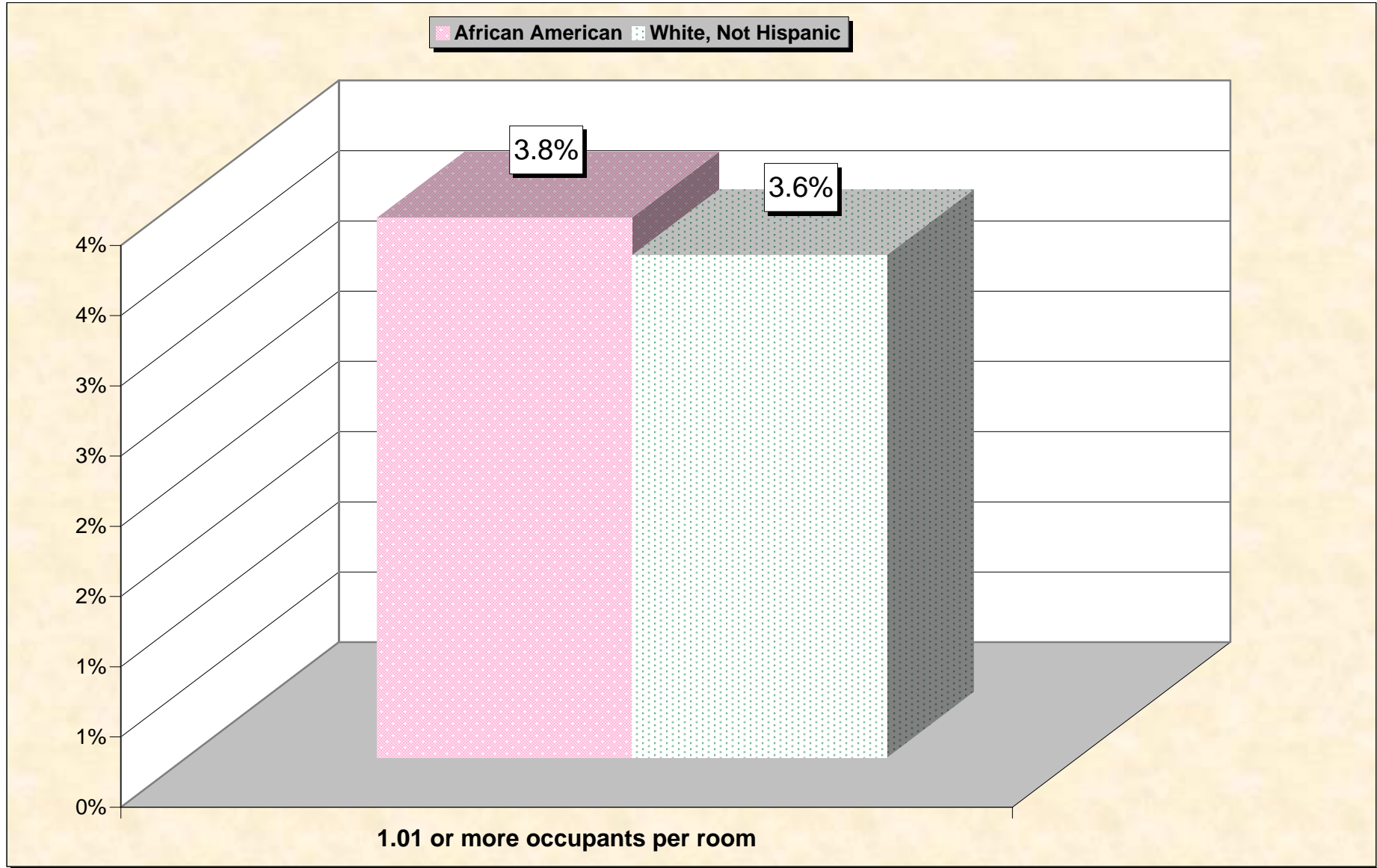
Source: Data Set: Census 2000 Summary File 3 (SF 3) - Sample Data -- PCT74B. MEDIAN EARNINGS IN 1999 (DOLLARS) BY WORK EXPERIENCE IN 1999 BY SEX FOR THE POPULATION 16 YEARS AND OVER WITH EARNINGS (BLACK OR AFRICAN AMERICAN ALONE) [6] - Universe: Black or African American alone 16 years and over with earnings in 1999; PCT74I. MEDIAN EARNINGS IN 1999 (DOLLARS) BY WORK EXPERIENCE IN 1999 BY SEX FOR THE POPULATION 16 YEARS AND OVER WITH EARNINGS (WHITE ALONE, NOT HISPANIC OR LATINO) [6] - Universe: White alone, not Hispanic or Latino population 16 years and over with earnings in 1999.

Chart 11 -- Renter-Occupied Housing Echols County, Georgia



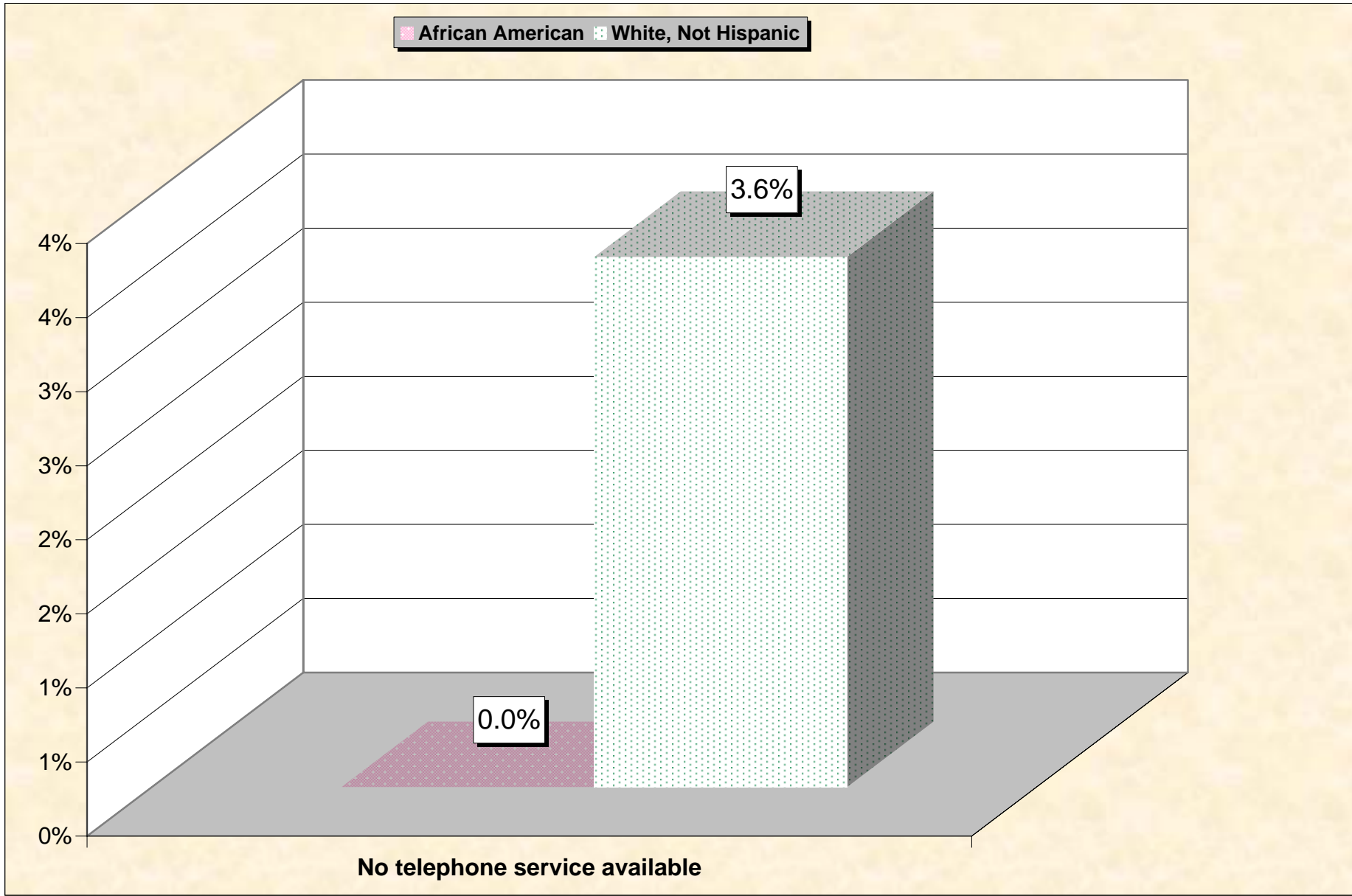
Source: Data Set: Census 2000 Summary File 3 (SF 3) - Sample Data -- H11. TENURE BY RACE OF HOUSEHOLDER [17] - Universe: Occupied housing units; H13. TENURE (WHITE ALONE, NOT HISPANIC OR LATINO HOUSEHOLDER) [3] - Universe: Occupied housing units with a householder who is White alone, not Hispanic or Latino.

Chart 12 -- Occupants Per Room (Crowding) by Household Echols County, Georgia



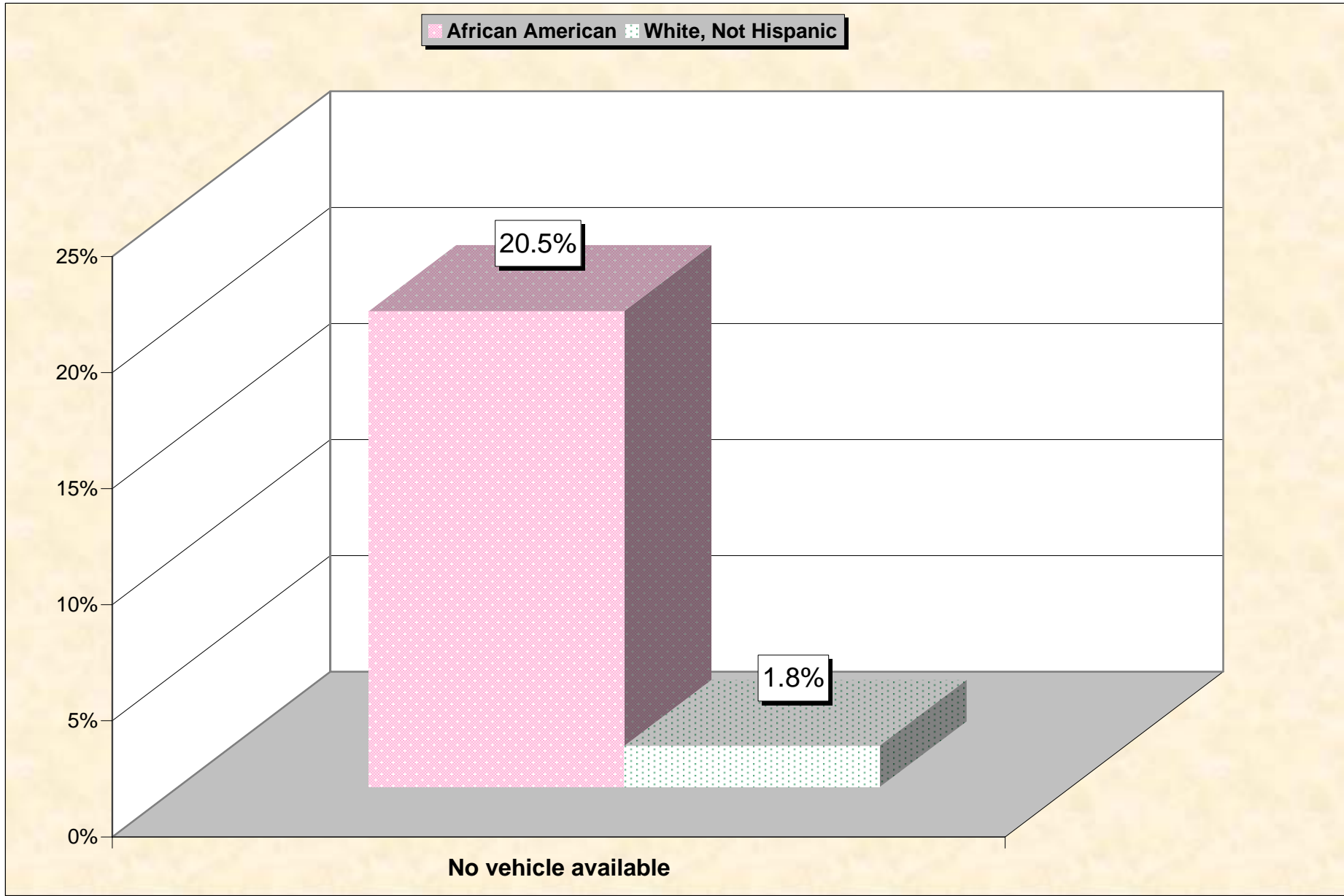
Source: Data Set: Census 2000 Summary File 3 (SF 3) - Sample Data -- HCT29B. OCCUPANTS PER ROOM (BLACK OR AFRICAN AMERICAN ALONE HOUSEHOLDER) [3] - Universe: Occupied housing units with a householder who is Black or African American alone; HCT29I. OCCUPANTS PER ROOM (WHITE ALONE, NOT HISPANIC OR LATINO HOUSEHOLDER) [3] - Universe: Occupied housing units with a householder who is White alone, not Hispanic or Latino.

Chart 13 -- Lack of Telephone Service by Household Echols County, Georgia



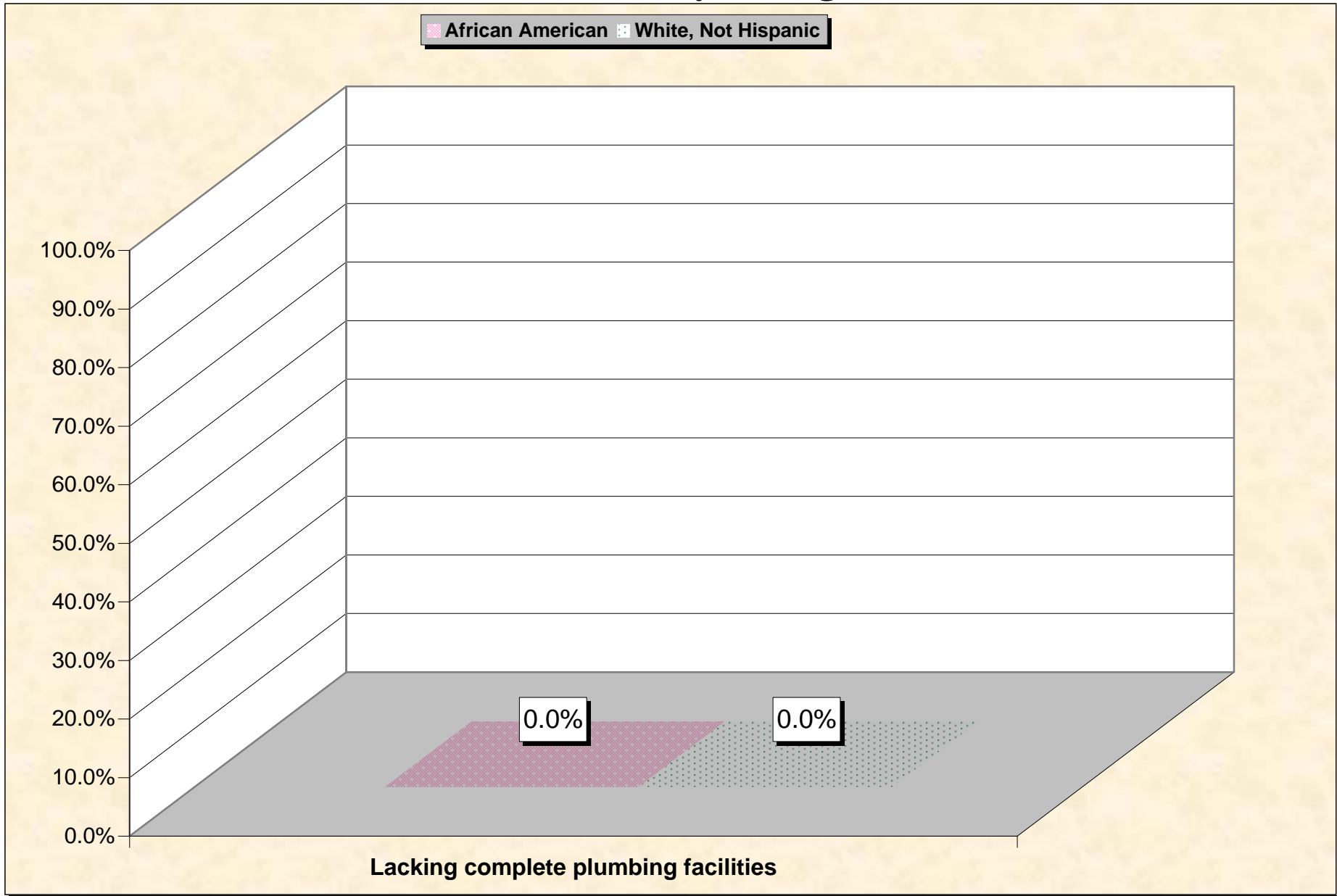
Source: Data Set: Census 2000 Summary File 3 (SF 3) - Sample Data -- HCT32B. TELEPHONE SERVICE AVAILABLE (BLACK OR AFRICAN AMERICAN ALONE HOUSEHOLDER) [3] - Universe: Occupied housing units with a householder who is Black or African American alone; HCT32I. TELEPHONE SERVICE AVAILABLE (WHITE ALONE, NOT HISPANIC OR LATINO HOUSEHOLDER) [3] - Universe: Occupied housing units with a householder who is White alone, not Hispanic or Latino.

Chart 14 -- Lack of Vehicle By Household Echols County, Georgia



Source: Data Set: Census 2000 Summary File 3 (SF 3) - Sample Data -- HCT33B. VEHICLES AVAILABLE (BLACK OR AFRICAN AMERICAN ALONE HOUSEHOLDER) [3] - Universe: Occupied housing units with a householder who is Black or African American alone;; HCT33I. VEHICLES AVAILABLE (WHITE ALONE, NOT HISPANIC OR LATINO HOUSEHOLDER) [3] - Universe: Occupied housing units with a householder who is White alone, not Hispanic or Latino.

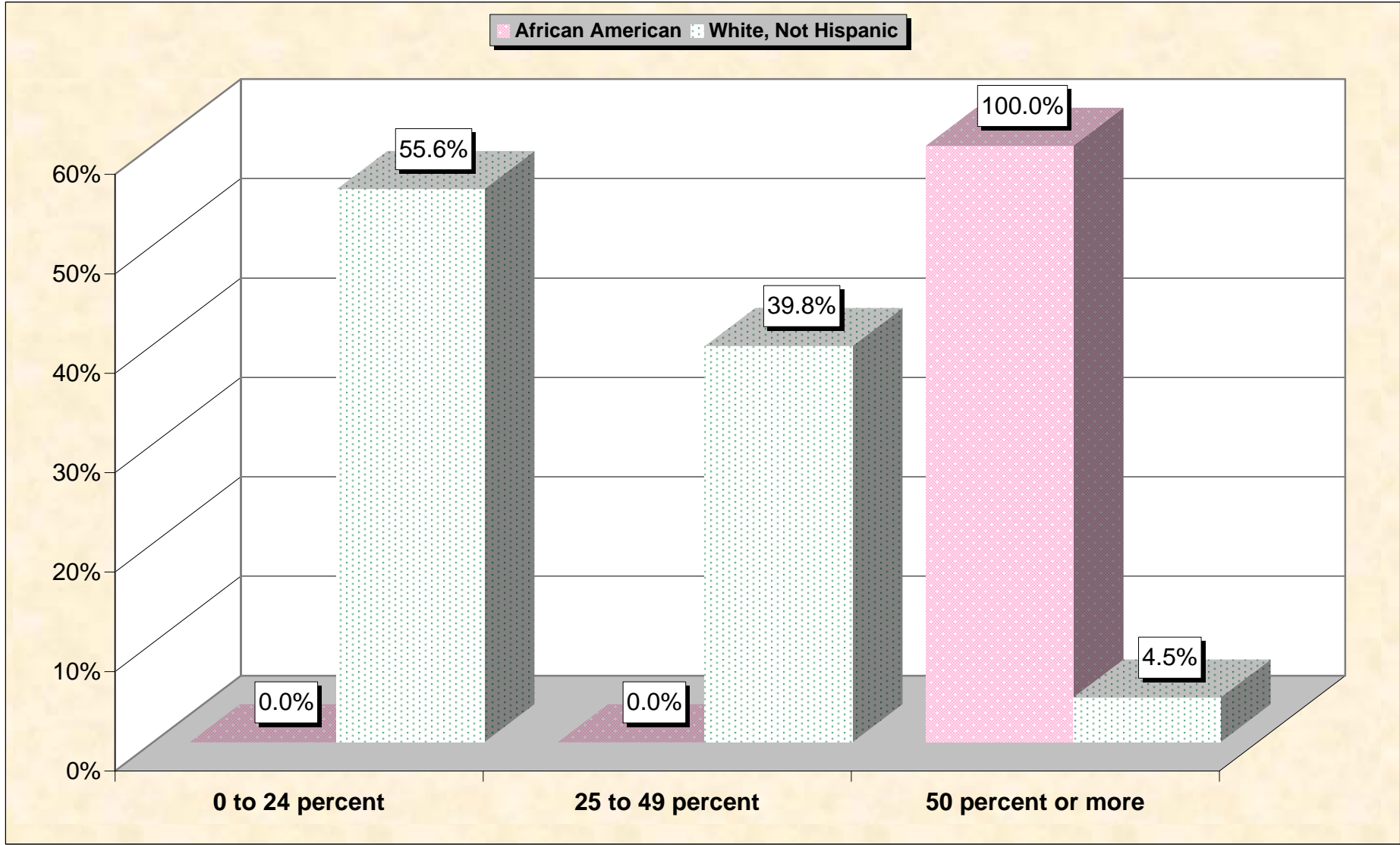
Chart 15 -- Lack of Plumbing By Household Echols County, Georgia



Source: Data Set: Census 2000 Summary File 3 (SF 3) - Sample Data -- HCT34B. PLUMBING FACILITIES (BLACK OR AFRICAN AMERICAN ALONE HOUSEHOLDER) [3] - Universe: Occupied housing units with a householder who is Black or African American alone; HCT34I. PLUMBING FACILITIES (WHITE ALONE, NOT HISPANIC OR LATINO HOUSEHOLDER) [3] - Universe: Occupied housing units with a householder who is White alone, not Hispanic or Latino.

Chart 16 -- Gross Rent as a Percentage of Household Income in 1999

Echols County, Georgia



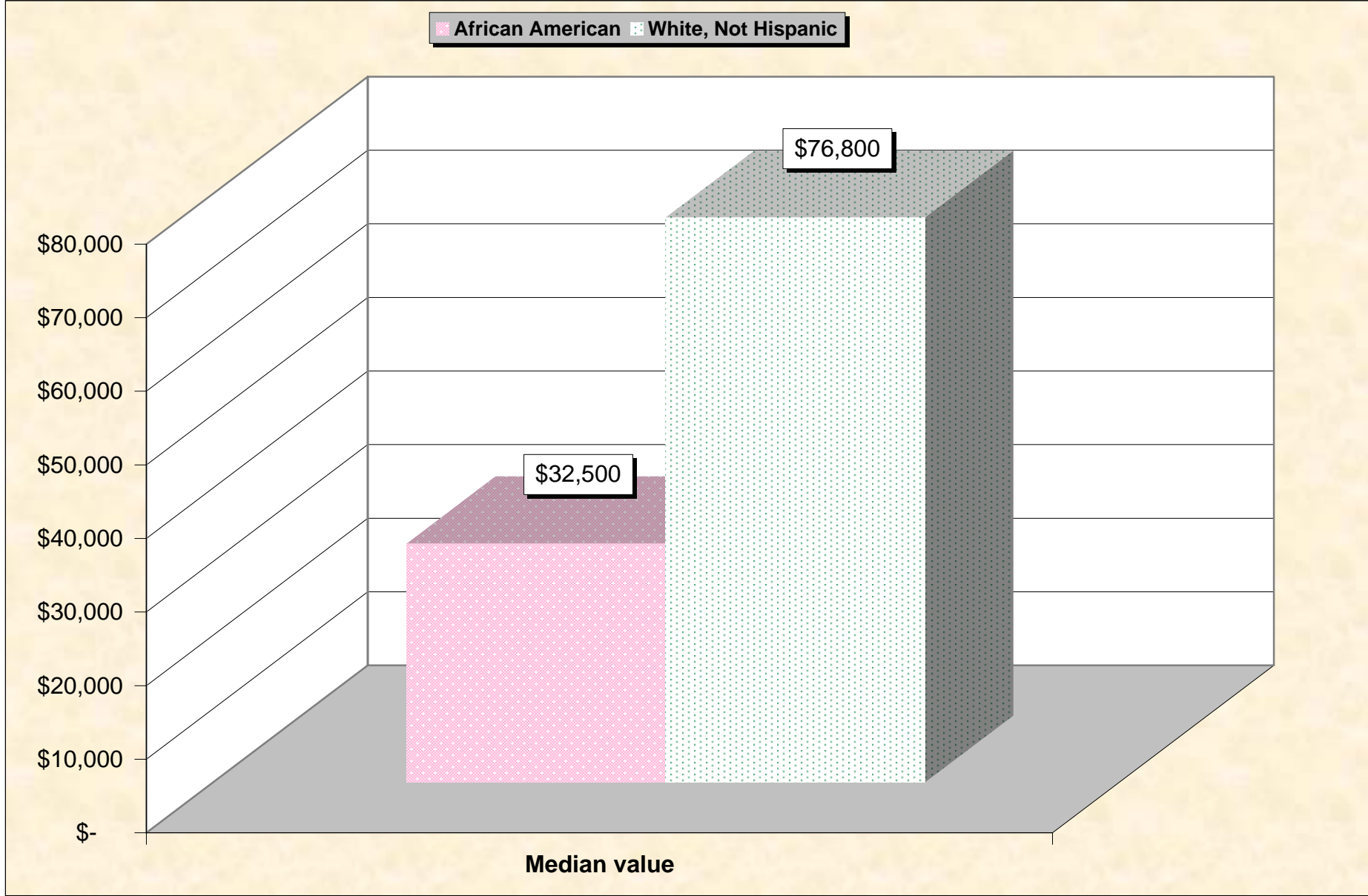
Source: Data Set: Census 2000 Summary File 3 (SF 3) - Sample Data -- HCT39B. GROSS RENT AS A PERCENTAGE OF HOUSEHOLD INCOME IN 1999 (BLACK OR AFRICAN AMERICAN ALONE HOUSEHOLDER) [11] - Universe: Specified renter-occupied housing units with a householder who is Black or African American alone; HCT39I. GROSS RENT AS A PERCENTAGE OF HOUSEHOLD INCOME IN 1999 (WHITE ALONE, NOT HISPANIC OR LATINO HOUSEHOLDER) [11] - Universe: Specified renter-occupied housing units with a householder who is White alone, not Hispanic or Latino.

Chart 17 -- Median Gross Rent By Household Echols County, Georgia



Source: Data Set: Census 2000 Summary File 3 (SF 3) - Sample Data -- HCT37B. MEDIAN GROSS RENT (DOLLARS) (BLACK OR AFRICAN AMERICAN ALONE HOUSEHOLDER) [1] - Universe: Specified renter-occupied housing units paying cash rent with a householder who is Black or African American alone; HCT37I. MEDIAN GROSS RENT (DOLLARS) (WHITE ALONE, NOT HISPANIC OR LATINO HOUSEHOLDER) [1] - Universe: Specified renter-occupied housing units paying cash rent with a householder who is White alone, not Hispanic or Latino.

Chart 18 -- Median Home Value By Household Echols County, Georgia



Source: Data Set: Census 2000 Summary File 3 (SF 3) - Sample Data -- HCT42B. MEDIAN VALUE (DOLLARS) (BLACK OR AFRICAN AMERICAN ALONE HOUSEHOLDER) [1] - Universe: Specified owner-occupied housing units with a householder who is Black or African American alone; HCT42I. MEDIAN VALUE (DOLLARS) (WHITE ALONE, NOT HISPANIC OR LATINO HOUSEHOLDER) [1] - Universe: Specified owner-occupied housing units with a householder who is White alone, not Hispanic or Latino.

HOUSEHOLDS BY AGE OF HOUSEHOLDER BY HOUSEHOLD TYPE (INCLUDING LIVING ALONE) BY PRESENCE OF OWN CHILDREN UNDER 18 YEARS

source data for Chart 1

	African American Echols County, Georgia	White, Not Hispanic Echols County, Georgia
Total:	96	986
Householder 15 to 64 years:	76	771
Family households:	63	632
Married-couple family:	40	489
With own children under 18 years	34	261
No own children under 18 years	6	228
Other family:	23	143
Male householder, no wife present:	0	35
With own children under 18 years	0	24
No own children under 18 years	0	11
Female householder, no husband present:	23	108
With own children under 18 years	11	65
No own children under 18 years	12	43
Nonfamily households:	13	139
Householder living alone	13	126
Householder not living alone	0	13
Householder 65 years and over:	20	215
Family households:	13	103
Married-couple family:	13	83
With own children under 18 years	0	0
No own children under 18 years	13	83
Other family:	0	20
Male householder, no wife present:	0	0
With own children under 18 years	0	0
No own children under 18 years	0	0
Female householder, no husband present:	0	20
With own children under 18 years	0	0
No own children under 18 years	0	20
Nonfamily households:	7	112
Householder living alone	7	93
Householder not living alone	0	19

Source: Data Set: Census 2000 Summary File 3 (SF 3) - Sample Data - P146B. HOUSEHOLDS BY AGE OF HOUSEHOLDER BY HOUSEHOLD TYPE (INCLUDING LIVING ALONE) BY PRESENCE OF OWN CHILDREN UNDER 18 YEARS (BLACK OR AFRICAN AMERICAN ALONE HOUSEHOLDER) [31] - Universe: Households with a householder who is Black or African American alone; P146I. HOUSEHOLDS BY AGE OF HOUSEHOLDER BY HOUSEHOLD TYPE (INCLUDING LIVING ALONE) BY PRESENCE OF OWN CHILDREN UNDER 18 YEARS (WHITE ALONE, NOT HISPANIC OR LATINO HOUSEHOLDER) [31] - Universe: Households with a householder who is White alone, not Hispanic or Latino.

SCHOOL ENROLLMENT BY LEVEL OF SCHOOL BY TYPE OF SCHOOL FOR THE POPULATION 3 YEARS AND OVER

source data for Chart 2

	African American Echols County, Georgia	White, Not Hispanic Echols County, Georgia
Total:	272	2,575
Enrolled in nursery school, preschool:	8	40
Public school	8	40
Private school	0	0
Enrolled in kindergarten:	4	46
Public school	4	46
Private school	0	0
Enrolled in grade 1 to grade 8:	55	331
Public school	55	331
Private school	0	0
Enrolled in grade 9 to grade 12:	14	179
Public school	14	169
Private school	0	10
Enrolled in college:	19	74
Public school	19	74
Private school	0	0
Not enrolled in school	172	1,905

Source: Data Set: Census 2000 Summary File 3 (SF 3) - Sample Data - P146B. HOUSEHOLDS BY AGE OF HOUSEHOLDER BY HOUSEHOLD TYPE (INCLUDING LIVING ALONE) BY PRESENCE OF OWN CHILDREN UNDER 18 YEARS (BLACK OR AFRICAN AMERICAN ALONE HOUSEHOLDER) [31] - Universe: Households with a householder who is Black or African American alone; P146I. HOUSEHOLDS BY AGE OF HOUSEHOLDER BY HOUSEHOLD TYPE (INCLUDING LIVING ALONE) BY PRESENCE OF OWN CHILDREN UNDER 18 YEARS (WHITE ALONE, NOT HISPANIC OR LATINO HOUSEHOLDER) [31] - Universe: Households with a householder who is White alone, not Hispanic or Latino.

SEX BY EDUCATIONAL ATTAINMENT FOR THE POPULATION 25 YEARS AND OVER

source data for Chart 3

	African American Echols County, Georgia	White, Not Hispanic Echols County, Georgia
Total:	164	1,639
Male:	70	773
Less than 9th grade	26	77
9th to 12th grade, no diploma	5	199
High school graduate (includes equivalency)	20	314
Some college, no degree	0	124
Associate degree	19	0
Bachelor's degree	0	54
Graduate or professional degree	0	5
Female:	94	866
Less than 9th grade	19	56
9th to 12th grade, no diploma	25	169
High school graduate (includes equivalency)	31	371
Some college, no degree	15	150
Associate degree	4	11
Bachelor's degree	0	75
Graduate or professional degree	0	34

Source: Data Set: Census 2000 Summary File 3 (SF 3) - Sample Data -- P148B. SEX BY EDUCATIONAL ATTAINMENT FOR THE POPULATION 25 YEARS AND OVER (BLACK OR AFRICAN AMERICAN ALONE) [17] - Universe: Black or African American alone 25 years and over; P148I. SEX BY EDUCATIONAL ATTAINMENT FOR THE POPULATION 25 YEARS AND OVER (WHITE ALONE, NOT HISPANIC OR LATINO) [17] - Universe: White alone, not Hispanic or Latino population 25 years and over.

SEX BY EMPLOYMENT STATUS FOR THE POPULATION 16 YEARS AND OVER

source data for Charts 4 and 5

	African American Echols County, Georgia	White, Not Hispanic Echols County, Georgia
Total:	187	2,028
Male:	88	958
In labor force:	49	617
In Armed Forces	0	0
Civilian:	49	617
Employed	49	599
Unemployed	0	18
Not in labor force	39	341
Female:	99	1,070
In labor force:	34	576
In Armed Forces	0	0
Civilian:	34	576
Employed	27	560
Unemployed	7	16
Not in labor force	65	494

Source: Data Set: Census 2000 Summary File 3 (SF 3) - Sample Data -- P150B. SEX BY EMPLOYMENT STATUS FOR THE POPULATION 16 YEARS AND OVER (BLACK OR AFRICAN AMERICAN ALONE) [15] - Universe: Black or African American alone 16 years and over; P150I. SEX BY EMPLOYMENT STATUS FOR THE POPULATION 16 YEARS AND OVER (WHITE ALONE, NOT HISPANIC OR LATINO) [15] - Universe: White alone, not Hispanic or Latino population 16 years and over.

HOUSEHOLD INCOME IN 1999

source data for Chart 6

	African American Echols County, Georgia	White, Not Hispanic Echols County, Georgia
Total:	96	986
Less than \$10,000	34	111
\$10,000 to \$14,999	18	130
\$15,000 to \$19,999	0	84
\$20,000 to \$24,999	7	130
\$25,000 to \$29,999	6	92
\$30,000 to \$34,999	7	40
\$35,000 to \$39,999	6	38
\$40,000 to \$44,999	0	84
\$45,000 to \$49,999	4	13
\$50,000 to \$59,999	14	51
\$60,000 to \$74,999	0	123
\$75,000 to \$99,999	0	40
\$100,000 to \$124,999	0	24
\$125,000 to \$149,999	0	7
\$150,000 to \$199,999	0	14
\$200,000 or more	0	5

Source: Data Set: Census 2000 Summary File 3 (SF 3) - Sample Data -- P151B. HOUSEHOLD INCOME IN 1999 (BLACK OR AFRICAN AMERICAN ALONE HOUSEHOLDER) [17] - Universe: Households with a householder who is Black or African American alone; P151I. HOUSEHOLD INCOME IN 1999 (WHITE ALONE, NOT HISPANIC OR LATINO HOUSEHOLDER) [17] - Universe: Households with a householder who is White alone, not Hispanic or Latino.

MEDIAN FAMILY INCOME IN 1999

source data for Chart 7

	African American Echols County, Georgia	White, Not Hispanic Echols County, Georgia
Median family income in 1999	\$ 18,750	\$ 30,815

Source: Data Set: Census 2000 Summary File 3 (SF 3) - Sample Data -- P155B. MEDIAN FAMILY INCOME IN 1999 (DOLLARS) (BLACK OR AFRICAN AMERICAN ALONE HOUSEHOLDER) [1] - Universe: Families with a householder who is Black or African American alone ; P155I. MEDIAN FAMILY INCOME IN 1999 (DOLLARS) (WHITE ALONE, NOT HISPANIC OR LATINO HOUSEHOLDER) [1] - Universe: Families with a householder who is White alone, not Hispanic or Latino.

PER CAPITA INCOME IN 1999

source data for Chart 8

	African American Echols County, Georgia	White, Not Hispanic Echols County, Georgia
Per capita income in 1999	\$ 7,571	\$ 16,001

Source: Data Set: Census 2000 Summary File 3 (SF 3) - Sample Data -- P157B. PER CAPITA INCOME IN 1999 (DOLLARS) (BLACK OR AFRICAN AMERICAN ALONE) [1] - Universe: Black or African American alone; P157I. PER CAPITA INCOME IN 1999 (DOLLARS) (WHITE ALONE, NOT HISPANIC OR LATINO) [1] - Universe: White alone, not Hispanic or Latino population.

POVERTY STATUS IN 1999 BY AGE

source data for Chart 9

	African American Echols County, Georgia	White, Not Hispanic Echols County, Georgia
Total:	278	2,645
Income in 1999 below poverty level:	116	483
Under 5 years	11	44
5 years	3	28
6 to 11 years	15	39
12 to 17 years	24	47
18 to 64 years	56	232
65 to 74 years	0	54
75 years and over	7	39
Income in 1999 at or above poverty level:	162	2,162
Under 5 years	4	126
5 years	8	0
6 to 11 years	31	214
12 to 17 years	3	205
18 to 64 years	91	1,406
65 to 74 years	19	159
75 years and over	6	52

Source: Data Set: Census 2000 Summary File 3 (SF 3) - Sample Data -- P159B. POVERTY STATUS IN 1999 BY AGE (BLACK OR AFRICAN AMERICAN ALONE) [17] - Universe: Black or African American alone for whom poverty status is determined;P159I. POVERTY STATUS IN 1999 BY AGE (WHITE ALONE, NOT HISPANIC OR LATINO) [17] - Universe: White alone, not Hispanic or Latino population for whom poverty status is determined.

MEDIAN EARNINGS IN 1999

source data for Chart 10

	African American Echols County, Georgia	White, Not Hispanic Echols County, Georgia
Median earnings in 1999 --		
Worked full-time, year-round in 1999 --		
Total	\$ 11,023	\$ 22,836
Male	\$ 7,250	\$ 26,731
Female	\$ 12,083	\$ 17,432
Other --		
Total	\$ 13,542	\$ 10,798
Male	\$ -	\$ 12,115
Female	\$ 13,542	\$ 10,294

Source: Data Set: Census 2000 Summary File 3 (SF 3) - Sample Data -- PCT74B. MEDIAN EARNINGS IN 1999 (DOLLARS) BY WORK EXPERIENCE IN 1999 BY SEX FOR THE POPULATION 16 YEARS AND OVER WITH EARNINGS (BLACK OR AFRICAN AMERICAN ALONE) [6] - Universe: Black or African American alone 16 years and over with earnings in 1999; PCT74I. MEDIAN EARNINGS IN 1999 (DOLLARS) BY WORK EXPERIENCE IN 1999 BY SEX FOR THE POPULATION 16 YEARS AND OVER WITH EARNINGS (WHITE ALONE, NOT HISPANIC OR LATINO) [6] - Universe: White alone, not Hispanic or Latino population 16 years and over with earnings in 1999.

TENURE BY RACE OF HOUSEHOLDER

source data for Chart 11

	Echols County, Georgia
Total:	1,264
Owner occupied:	957
Householder who is White alone	831
Householder who is Black or African American alone	64
Householder who is American Indian and Alaska Native alone	0
Householder who is Asian alone	5
Householder who is Native Hawaiian and Other Pacific Islander alone	0
Householder who is Some other race alone	50
Householder who is Two or more races	7
Renter occupied:	307
Householder who is White alone	196
Householder who is Black or African American alone	14
Householder who is American Indian and Alaska Native alone	0
Householder who is Asian alone	0
Householder who is Native Hawaiian and Other Pacific Islander alone	0
Householder who is Some other race alone	97
Householder who is Two or more races	0

White alone, not Hispanic

White, Not Hispanic

		Echols County, Georgia
Total:		1,006
Owner occupied		826
Renter occupied		180

Source: Data Set: Census 2000 Summary File 3 (SF 3) - Sample Data -- H11. TENURE BY RACE OF HOUSEHOLDER [17] - Universe: Occupied housing units; H13. TENURE (WHITE ALONE, NOT HISPANIC OR LATINO HOUSEHOLDER) [3] - Universe: Occupied housing units with a householder who is White alone, not Hispanic or Latino.

OCCUPANTS PER ROOM

source data for Chart 12

	African American Echols County, Georgia	White, Not Hispanic Echols County, Georgia
Total:	78	1,006
1.00 or less occupants per room	75	970
1.01 or more occupants per room	3	36

Source: Data Set: Census 2000 Summary File 3 (SF 3) - Sample Data -- HCT29B. OCCUPANTS PER ROOM (BLACK OR AFRICAN AMERICAN ALONE HOUSEHOLDER) [3] - Universe: Occupied housing units with a householder who is Black or African American alone; HCT29I. OCCUPANTS PER ROOM (WHITE ALONE, NOT HISPANIC OR LATINO HOUSEHOLDER) [3] - Universe: Occupied housing units with a householder who is White alone, not Hispanic or Latino.

TELEPHONE SERVICE AVAILABLE

source data for Chart 13

	African American Echols County, Georgia	White, Not Hispanic Echols County, Georgia
Total:	78	1,006
With telephone service available	78	970
No telephone service available	0	36

Source: Data Set: Census 2000 Summary File 3 (SF 3) - Sample Data -- HCT32B. TELEPHONE SERVICE AVAILABLE (BLACK OR AFRICAN AMERICAN ALONE HOUSEHOLDER) [3] - Universe: Occupied housing units with a householder who is Black or African American alone; HCT32I. TELEPHONE SERVICE AVAILABLE (WHITE ALONE, NOT HISPANIC OR LATINO HOUSEHOLDER) [3] - Universe: Occupied housing units with a householder who is White alone, not Hispanic or Latino.

VEHICLES AVAILABLE

source data for Chart 14

	African American Echols County, Georgia	White, Not Hispanic Echols County, Georgia
Total:	78	1,006
No vehicle available	16	18
1 or more vehicles available	62	988

Source: Data Set: Census 2000 Summary File 3 (SF 3) - Sample Data -- HCT33B. VEHICLES AVAILABLE (BLACK OR AFRICAN AMERICAN ALONE HOUSEHOLDER) [3] - Universe: Occupied housing units with a householder who is Black or African American alone;; HCT33I. VEHICLES AVAILABLE (WHITE ALONE, NOT HISPANIC OR LATINO HOUSEHOLDER) [3] - Universe: Occupied housing units with a householder who is White alone, not Hispanic or Latino.

PLUMBING FACILITIES

source data for Chart 15

	African American Echols County, Georgia	White, Not Hispanic Echols County, Georgia
Total:	78	1,006
Complete plumbing facilities	78	1,006
Lacking complete plumbing facilities	0	0

Source: Data Set: Census 2000 Summary File 3 (SF 3) - Sample Data -- HCT34B. PLUMBING FACILITIES (BLACK OR AFRICAN AMERICAN ALONE HOUSEHOLDER) [3] - Universe: Occupied housing units with a householder who is Black or African American alone; HCT34I. PLUMBING FACILITIES (WHITE ALONE, NOT HISPANIC OR LATINO HOUSEHOLDER) [3] - Universe: Occupied housing units with a householder who is White alone, not Hispanic or Latino.

GROSS RENT AS A PERCENTAGE OF HOUSEHOLD INCOME IN 1999

source data for Chart 16

	African American Echols County, Georgia	White, Not Hispanic Echols County, Georgia
Total:	14	157
Less than 10 percent	0	18
10 to 14 percent	0	25
15 to 19 percent	0	6
20 to 24 percent	0	25
25 to 29 percent	0	34
30 to 34 percent	0	7
35 to 39 percent	0	0
40 to 49 percent	0	12
50 percent or more	9	6
Not computed	5	24

Source: Data Set: Census 2000 Summary File 3 (SF 3) - Sample Data -- HCT39B. GROSS RENT AS A PERCENTAGE OF HOUSEHOLD INCOME IN 1999 (BLACK OR AFRICAN AMERICAN ALONE HOUSEHOLDER) [11] - Universe: Specified renter-occupied housing units with a householder who is Black or African American alone; HCT39I. GROSS RENT AS A PERCENTAGE OF HOUSEHOLD INCOME IN 1999 (WHITE ALONE, NOT HISPANIC OR LATINO HOUSEHOLDER) [11] - Universe: Specified renter-occupied housing units with a householder who is White alone, not Hispanic or Latino.

MEDIAN GROSS RENT

source data for Chart 17

	African American Echols County, Georgia	White, Not Hispanic Echols County, Georgia
Median gross rent	\$ 288	\$ 403

Source: Data Set: Census 2000 Summary File 3 (SF 3) - Sample Data -- HCT37B. MEDIAN GROSS RENT (DOLLARS) (BLACK OR AFRICAN AMERICAN ALONE HOUSEHOLDER) [1] - Universe: Specified renter-occupied housing units paying cash rent with a householder who is Black or African American alone; HCT37I. MEDIAN GROSS RENT (DOLLARS) (WHITE ALONE, NOT HISPANIC OR LATINO HOUSEHOLDER) [1] - Universe: Specified renter-occupied housing units paying cash rent with a householder who is White alone, not Hispanic or Latino.

MEDIAN HOME VALUE

source data for Chart 18

	African American Echols County, Georgia	White, Not Hispanic Echols County, Georgia
Median value	\$ 32,500	\$ 76,800

Source: Data Set: Census 2000 Summary File 3 (SF 3) - Sample Data -- HCT42B. MEDIAN VALUE (DOLLARS) (BLACK OR AFRICAN AMERICAN ALONE HOUSEHOLDER) [1] - Universe: Specified owner-occupied housing units with a householder who is Black or African American alone; HCT42I. MEDIAN VALUE (DOLLARS) (WHITE ALONE, NOT HISPANIC OR LATINO HOUSEHOLDER) [1] - Universe: Specified owner-occupied housing units with a householder who is White alone, not Hispanic or Latino.