

Selected Socio-Economic Data

Colbert County, Alabama

African American and White, Not Hispanic

Data Set: Census 2000 Summary File 3 (SF 3) - Sample Data

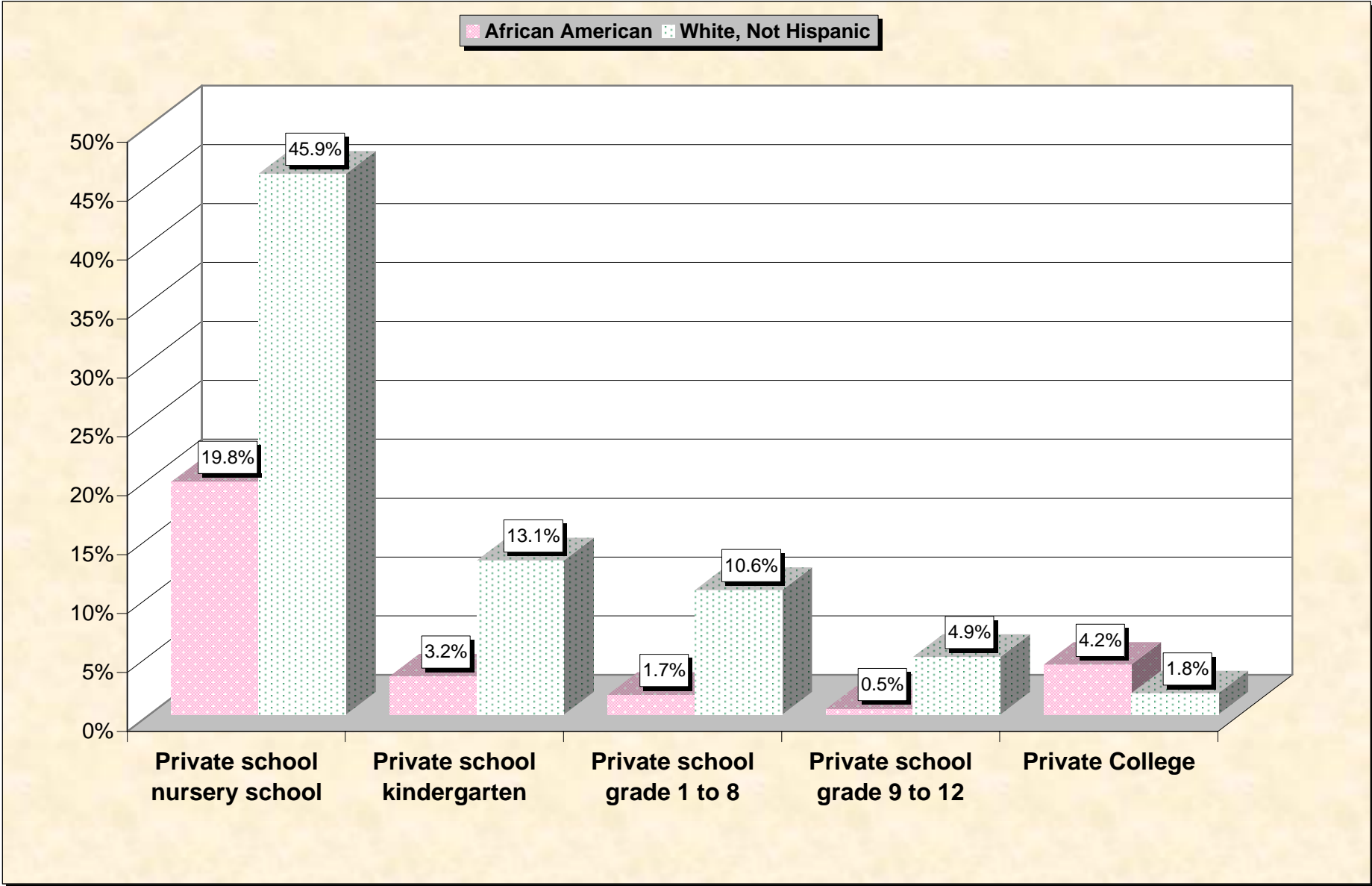
Chart 1 -- Single-Parent Family Households (Householder 15 to 64 years) Colbert County, Alabama



Source: Data Set: Census 2000 Summary File 3 (SF 3) - Sample Data - P146B. HOUSEHOLDS BY AGE OF HOUSEHOLDER BY HOUSEHOLD TYPE (INCLUDING LIVING ALONE) BY PRESENCE OF OWN CHILDREN UNDER 18 YEARS (BLACK OR AFRICAN AMERICAN ALONE HOUSEHOLDER) [31] - Universe: Households with a householder who is Black or African American alone; P146I. HOUSEHOLDS BY AGE OF HOUSEHOLDER BY HOUSEHOLD TYPE (INCLUDING LIVING ALONE) BY PRESENCE OF OWN CHILDREN UNDER 18 YEARS (WHITE ALONE, NOT HISPANIC OR LATINO HOUSEHOLDER) [31] - Universe: Households with a householder who is White alone, not Hispanic or Latino.

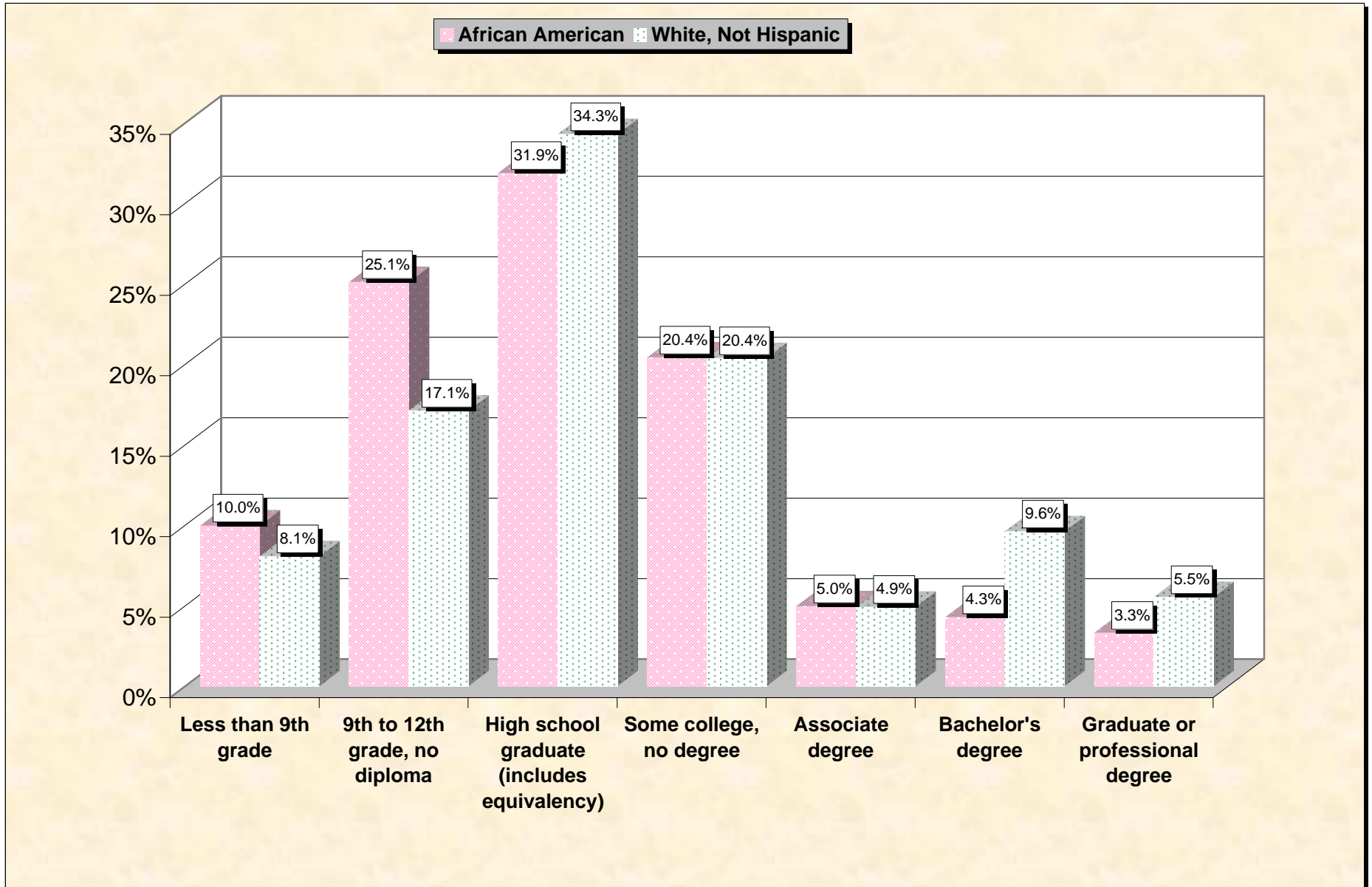
Chart 2 -- Private School Enrollment (3 years and over)

Colbert County, Alabama



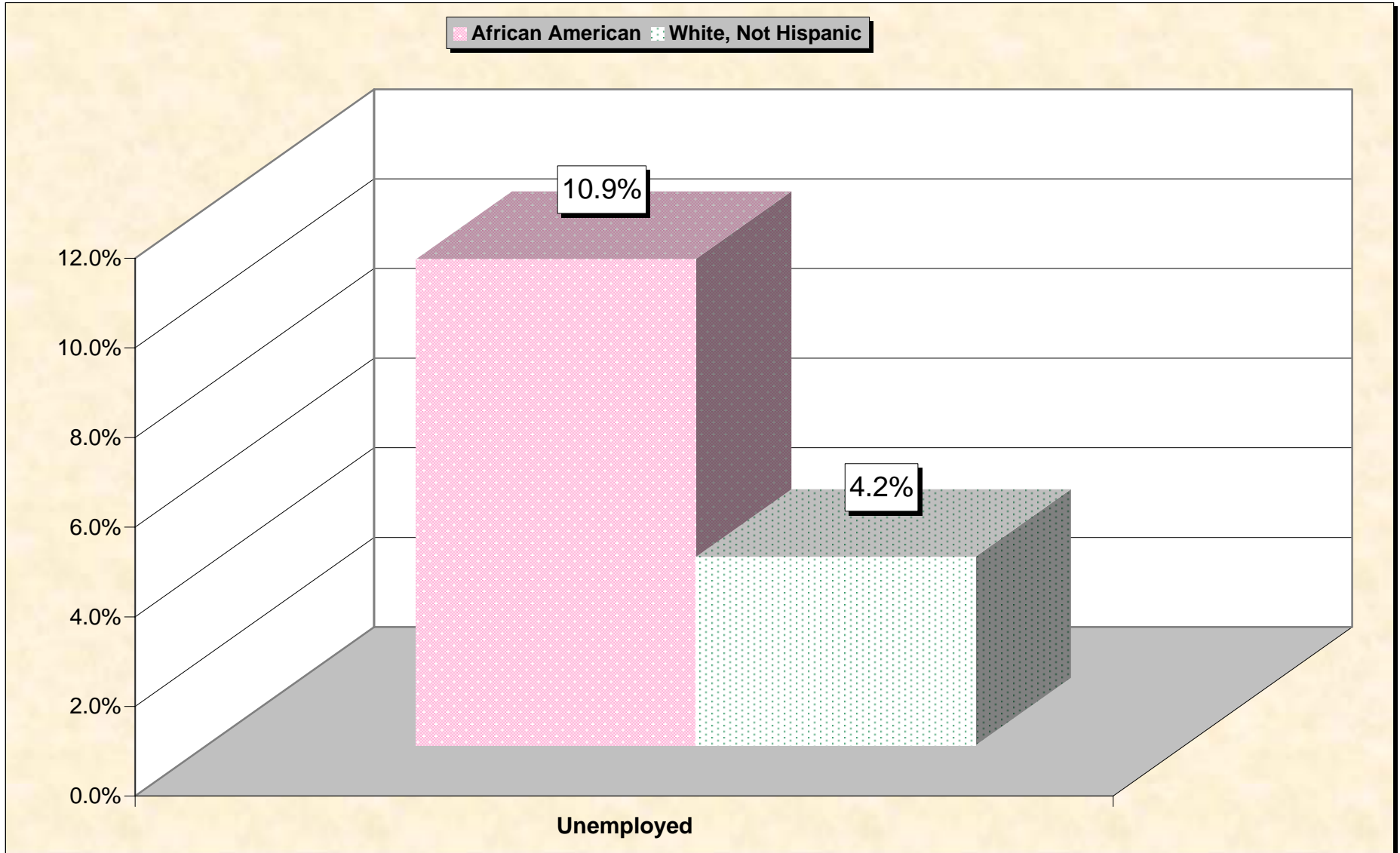
Source: Data Set: Census 2000 Summary File 3 (SF 3) - Sample Data -- P147B. SCHOOL ENROLLMENT BY LEVEL OF SCHOOL BY TYPE OF SCHOOL FOR THE POPULATION 3 YEARS AND OVER (BLACK OR AFRICAN AMERICAN ALONE) [17] - Universe: Black or African American alone 3 years and over; P147I. SCHOOL ENROLLMENT BY LEVEL OF SCHOOL BY TYPE OF SCHOOL FOR THE POPULATION 3 YEARS AND OVER (WHITE ALONE, NOT HISPANIC OR LATINO) [17] - Universe: White alone, not Hispanic or Latino population 3 years and over.

Chart 3 -- Educational Attainment (25 years and over) Colbert County, Alabama



Source: Data Set: Census 2000 Summary File 3 (SF 3) - Sample Data -- P148B. SEX BY EDUCATIONAL ATTAINMENT FOR THE POPULATION 25 YEARS AND OVER (BLACK OR AFRICAN AMERICAN ALONE) [17] - Universe: Black or African American alone 25 years and over; P148I. SEX BY EDUCATIONAL ATTAINMENT FOR THE POPULATION 25 YEARS AND OVER (WHITE ALONE, NOT HISPANIC OR LATINO) [17] - Universe: White alone, not Hispanic or Latino population 25 years and over.

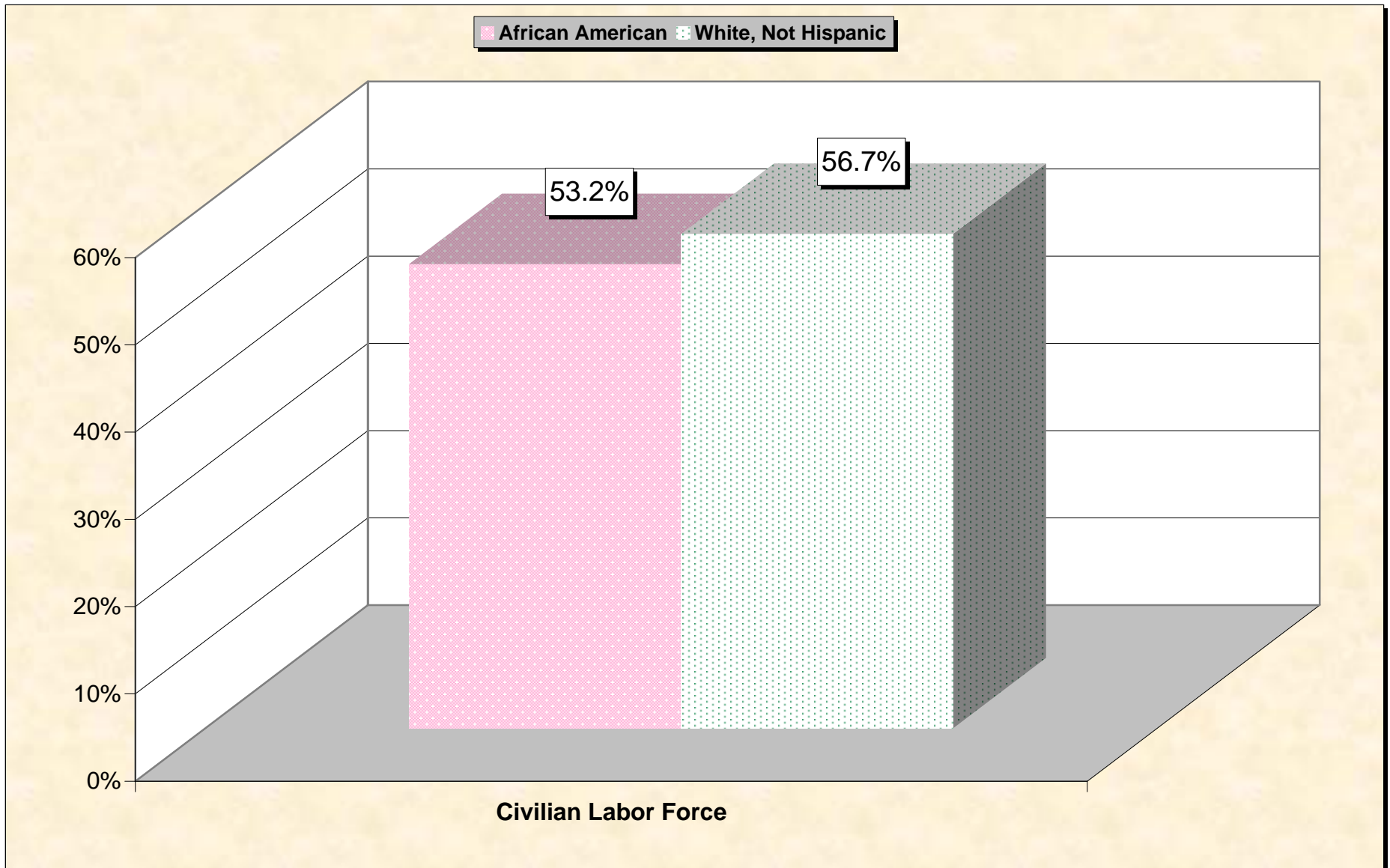
Chart 4 -- Unemployment Rate (Civilian Labor Force) Colbert County, Alabama



Note: Unemployment rate is defined as a percentage of the civilian labor force.

Source: Data Set: Census 2000 Summary File 3 (SF 3) - Sample Data -- P150B. SEX BY EMPLOYMENT STATUS FOR THE POPULATION 16 YEARS AND OVER (BLACK OR AFRICAN AMERICAN ALONE) [15] - Universe: Black or African American alone 16 years and over; P150I. SEX BY EMPLOYMENT STATUS FOR THE POPULATION 16 YEARS AND OVER (WHITE ALONE, NOT HISPANIC OR LATINO) [15] - Universe: White alone, not Hispanic or Latino population 16 years and over.

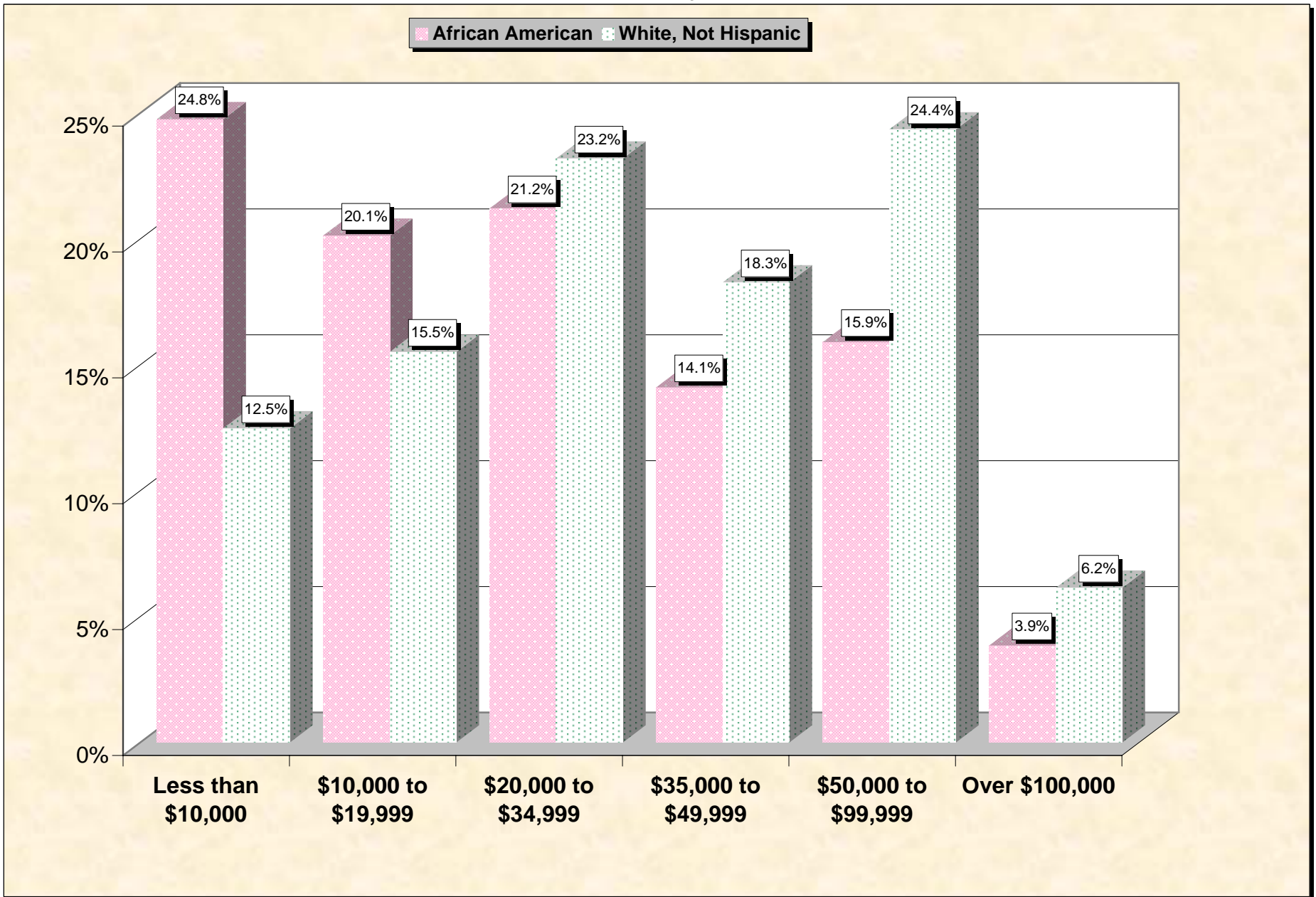
Chart 5 -- Labor Force Participation (Civilian Labor Force) Colbert County, Alabama



Note: Labor force participation rate is defined as a percentage of the civilian population over 16.

Source: Data Set: Census 2000 Summary File 3 (SF 3) - Sample Data -- P150B. SEX BY EMPLOYMENT STATUS FOR THE POPULATION 16 YEARS AND OVER (BLACK OR AFRICAN AMERICAN ALONE) [15] - Universe: Black or African American alone 16 years and over; P150I. SEX BY EMPLOYMENT STATUS FOR THE POPULATION 16 YEARS AND OVER (WHITE ALONE, NOT HISPANIC OR LATINO) [15] - Universe: White alone, not Hispanic or Latino population 16 years and over.

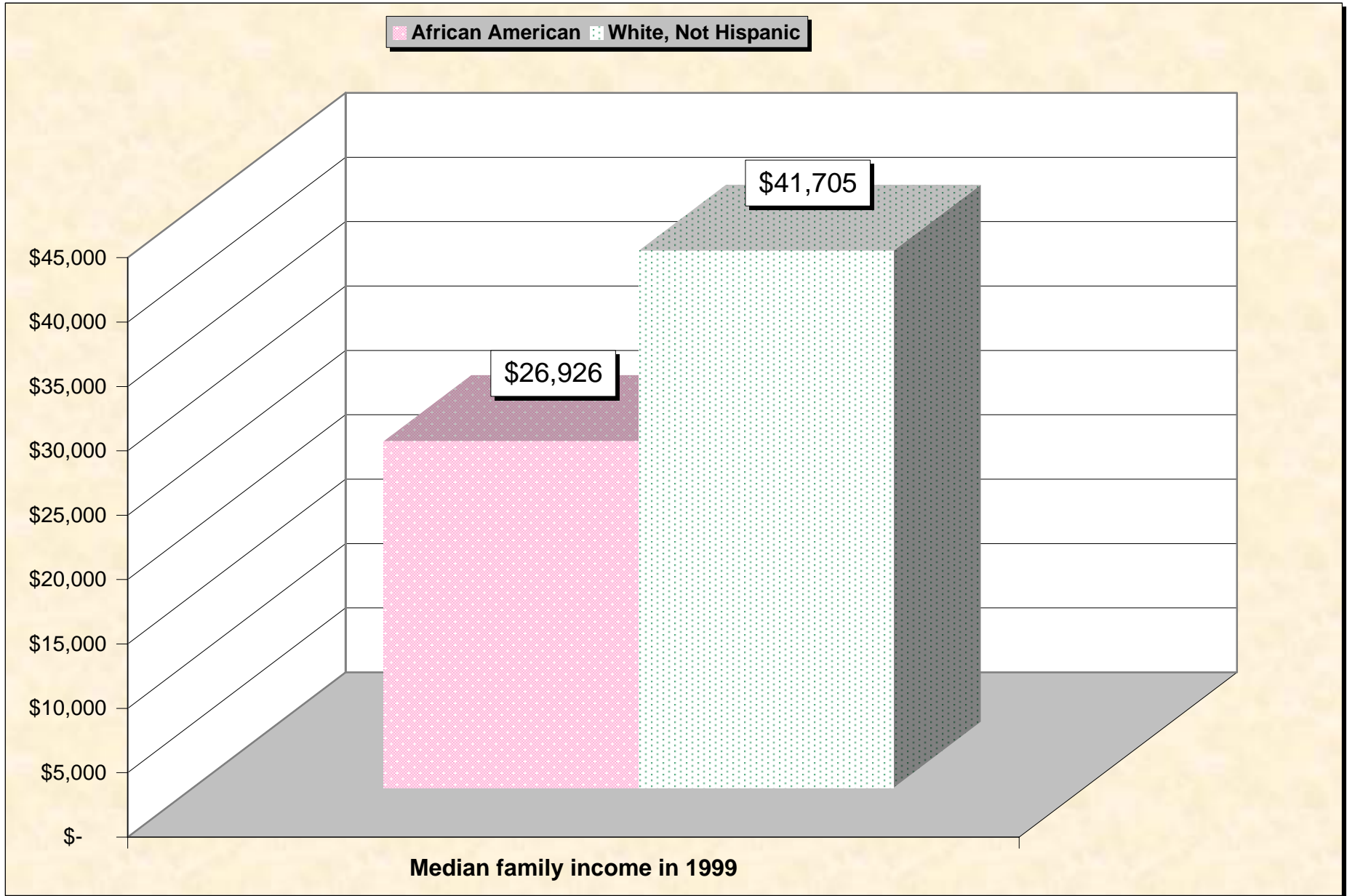
Chart 6 -- Household Income in 1999 Colbert County, Alabama



Source: Data Set: Census 2000 Summary File 3 (SF 3) - Sample Data -- P151B. HOUSEHOLD INCOME IN 1999 (BLACK OR AFRICAN AMERICAN ALONE HOUSEHOLDER) [17] - Universe: Households with a householder who is Black or African American alone; P151I. HOUSEHOLD INCOME IN 1999 (WHITE ALONE, NOT HISPANIC OR LATINO HOUSEHOLDER) [17] - Universe: Households with a householder who is White alone, not Hispanic or Latino.

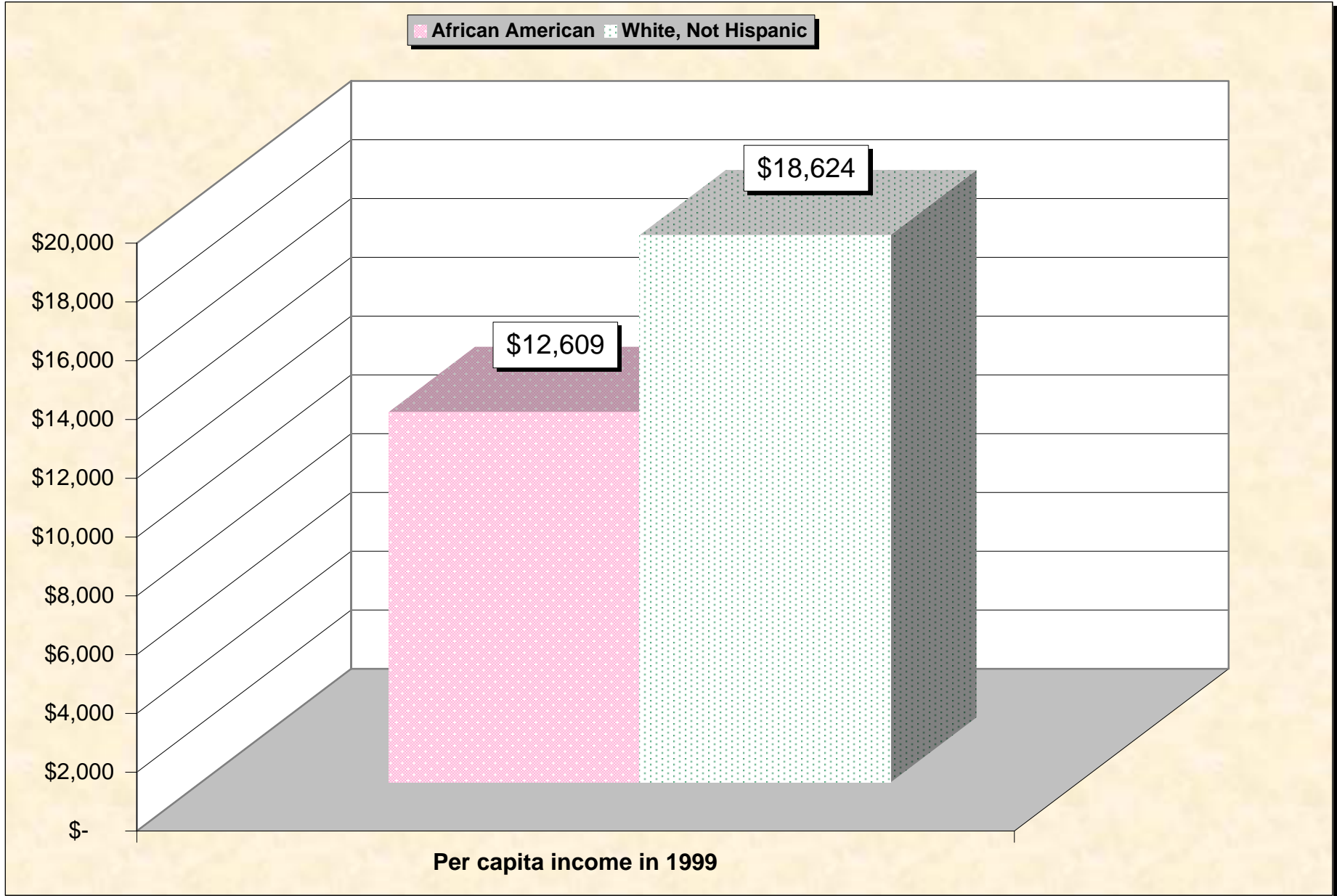
Chart 7 -- Median Family Income In 1999

Colbert County, Alabama



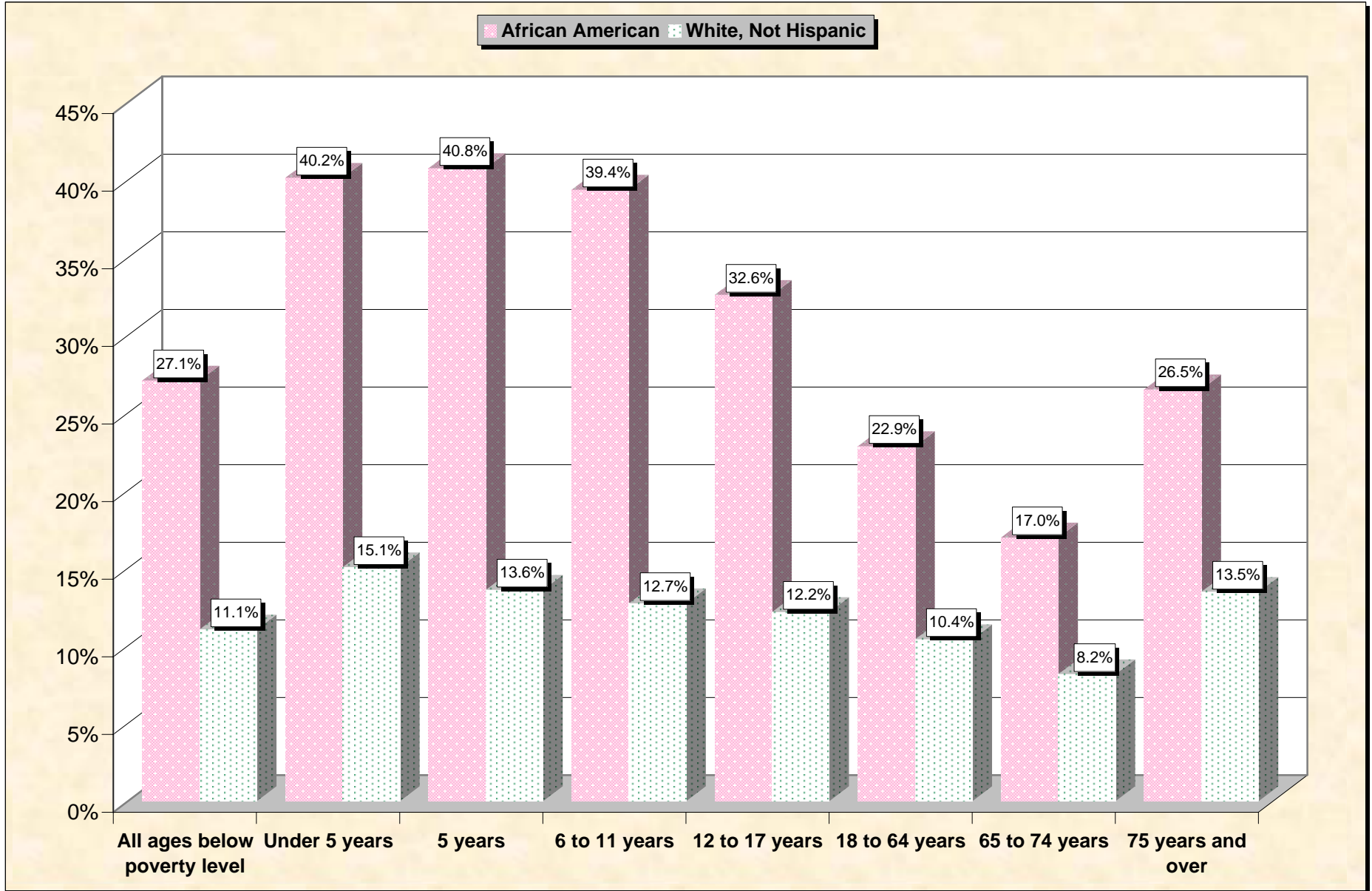
Source: Data Set: Census 2000 Summary File 3 (SF 3) - Sample Data -- P155B. MEDIAN FAMILY INCOME IN 1999 (DOLLARS) (BLACK OR AFRICAN AMERICAN ALONE HOUSEHOLDER) [1] - Universe: Families with a householder who is Black or African American alone ; P155I. MEDIAN FAMILY INCOME IN 1999 (DOLLARS) (WHITE ALONE, NOT HISPANIC OR LATINO HOUSEHOLDER) [1] - Universe: Families with a householder who is White alone, not Hispanic or Latino.

Chart 8 -- Per Capita Income In 1999 Colbert County, Alabama



Source: Data Set: Census 2000 Summary File 3 (SF 3) - Sample Data -- P157B. PER CAPITA INCOME IN 1999 (DOLLARS) (BLACK OR AFRICAN AMERICAN ALONE) [1] - Universe: Black or African American alone; P157I. PER CAPITA INCOME IN 1999 (DOLLARS) (WHITE ALONE, NOT HISPANIC OR LATINO) [1] - Universe: White alone, not Hispanic or Latino population.

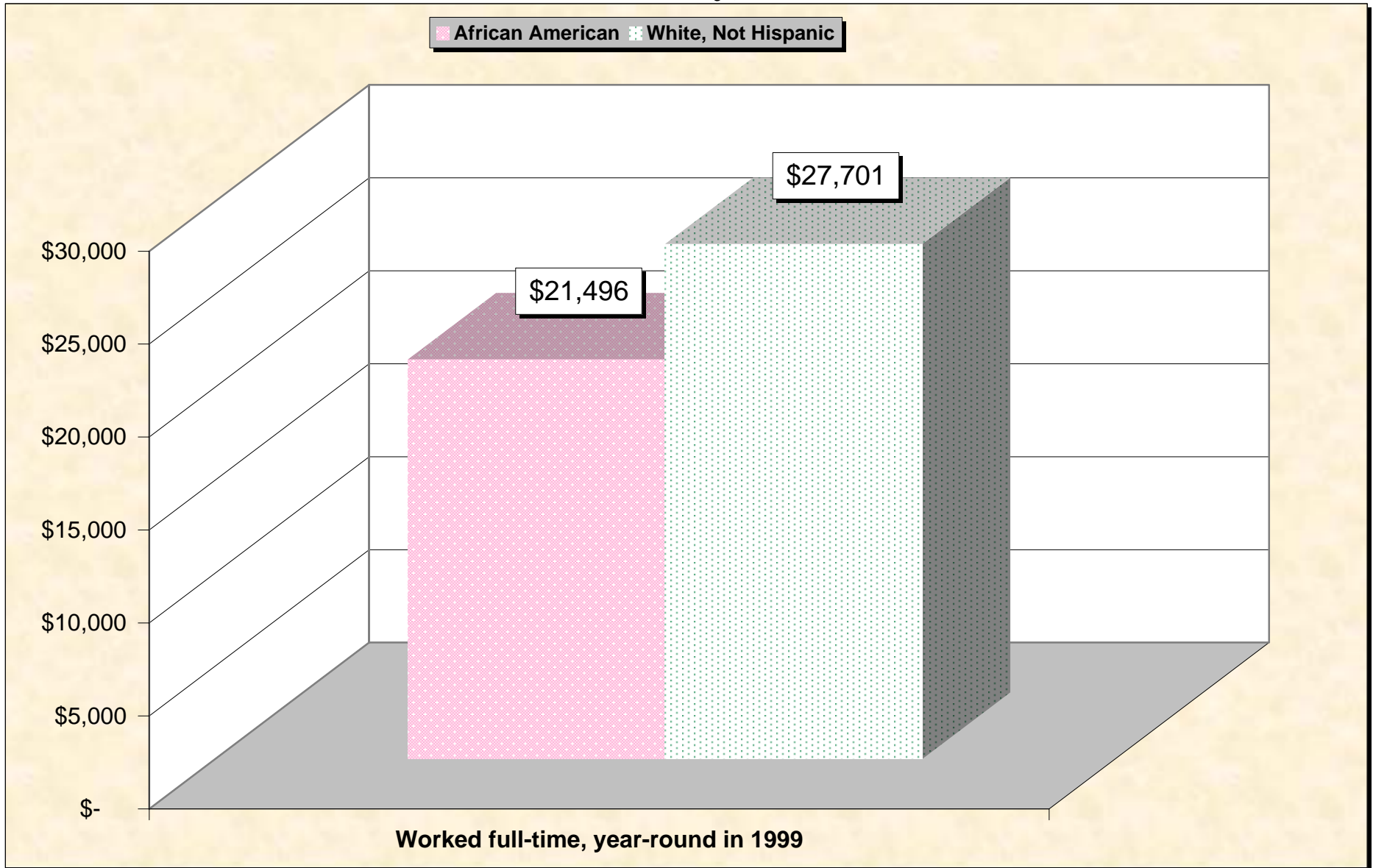
Chart 9 -- Income in 1999 Below Poverty Level by Age Colbert County, Alabama



Source: Data Set: Census 2000 Summary File 3 (SF 3) - Sample Data -- P159B. POVERTY STATUS IN 1999 BY AGE (BLACK OR AFRICAN AMERICAN ALONE) [17] - Universe: Black or African American alone for whom poverty status is determined; P159I. POVERTY STATUS IN 1999 BY AGE (WHITE ALONE, NOT HISPANIC OR LATINO) [17] - Universe: White alone, not Hispanic or Latino population for whom poverty status is determined.

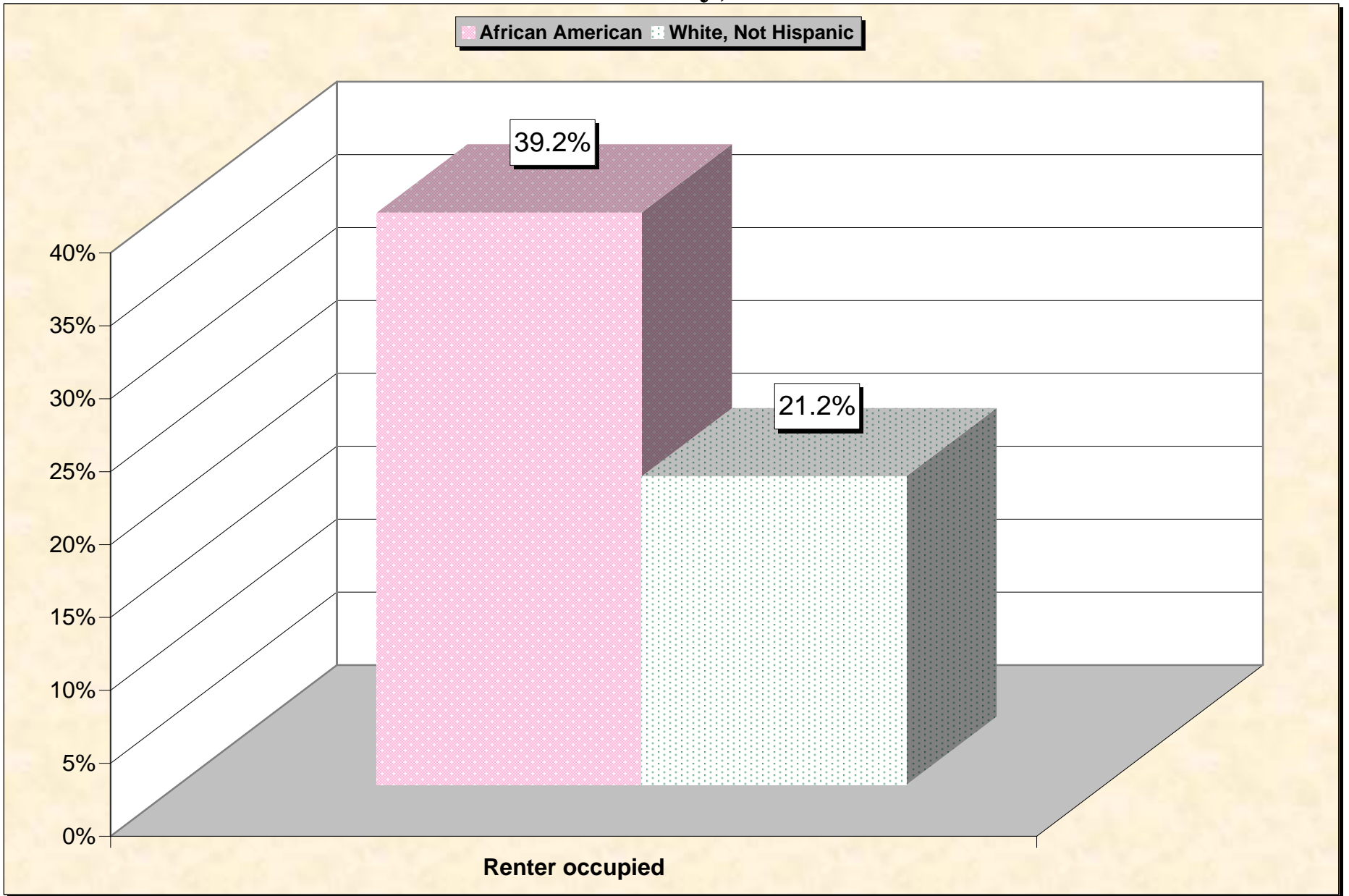
Chart 10 -- Median Earnings in 1999

Colbert County, Alabama



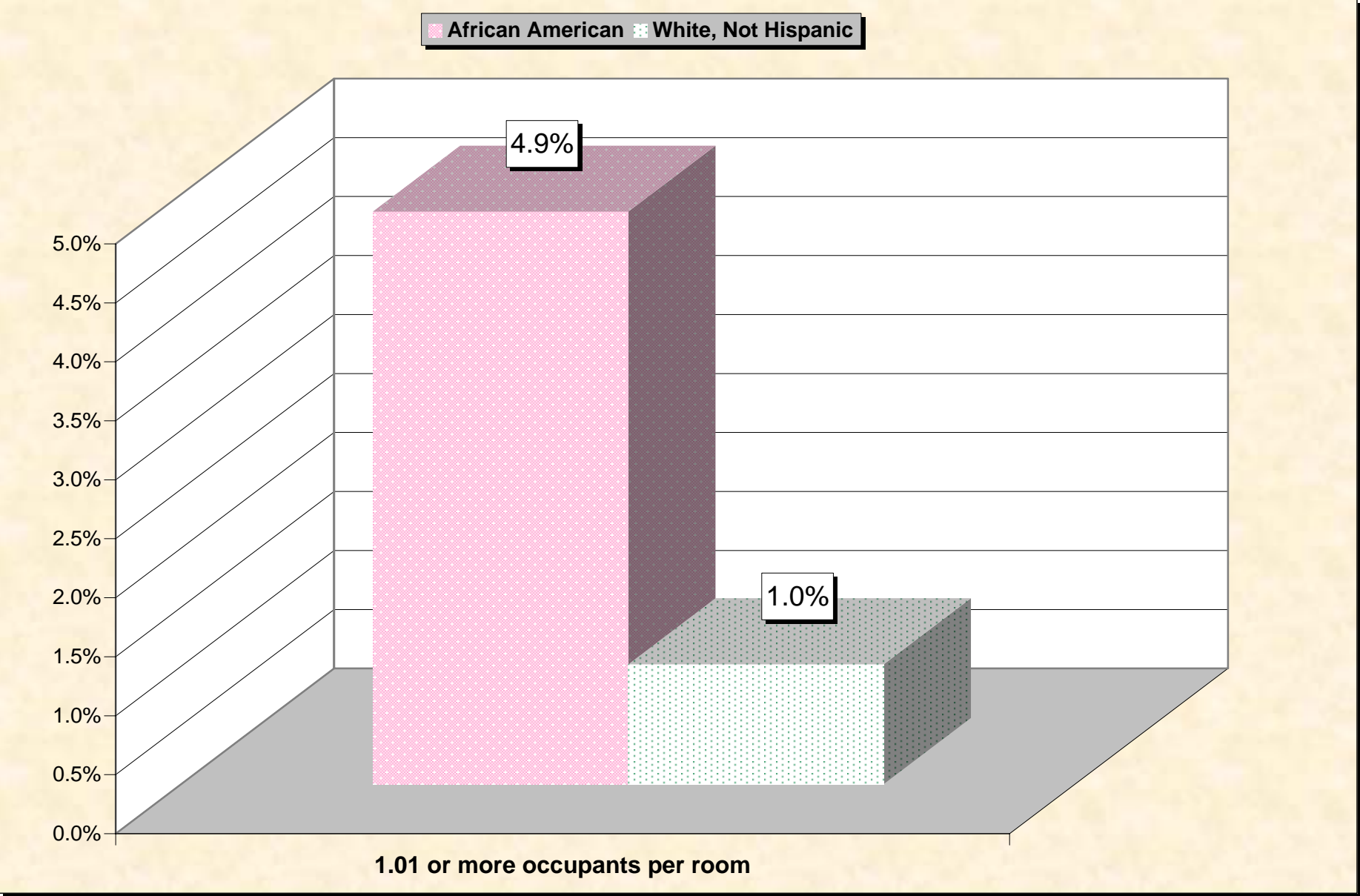
Source: Data Set: Census 2000 Summary File 3 (SF 3) - Sample Data -- PCT74B. MEDIAN EARNINGS IN 1999 (DOLLARS) BY WORK EXPERIENCE IN 1999 BY SEX FOR THE POPULATION 16 YEARS AND OVER WITH EARNINGS (BLACK OR AFRICAN AMERICAN ALONE) [6] - Universe: Black or African American alone 16 years and over with earnings in 1999; PCT74I. MEDIAN EARNINGS IN 1999 (DOLLARS) BY WORK EXPERIENCE IN 1999 BY SEX FOR THE POPULATION 16 YEARS AND OVER WITH EARNINGS (WHITE ALONE, NOT HISPANIC OR LATINO) [6] - Universe: White alone, not Hispanic or Latino population 16 years and over with earnings in 1999.

Chart 11 -- Renter-Occupied Housing Colbert County, Alabama



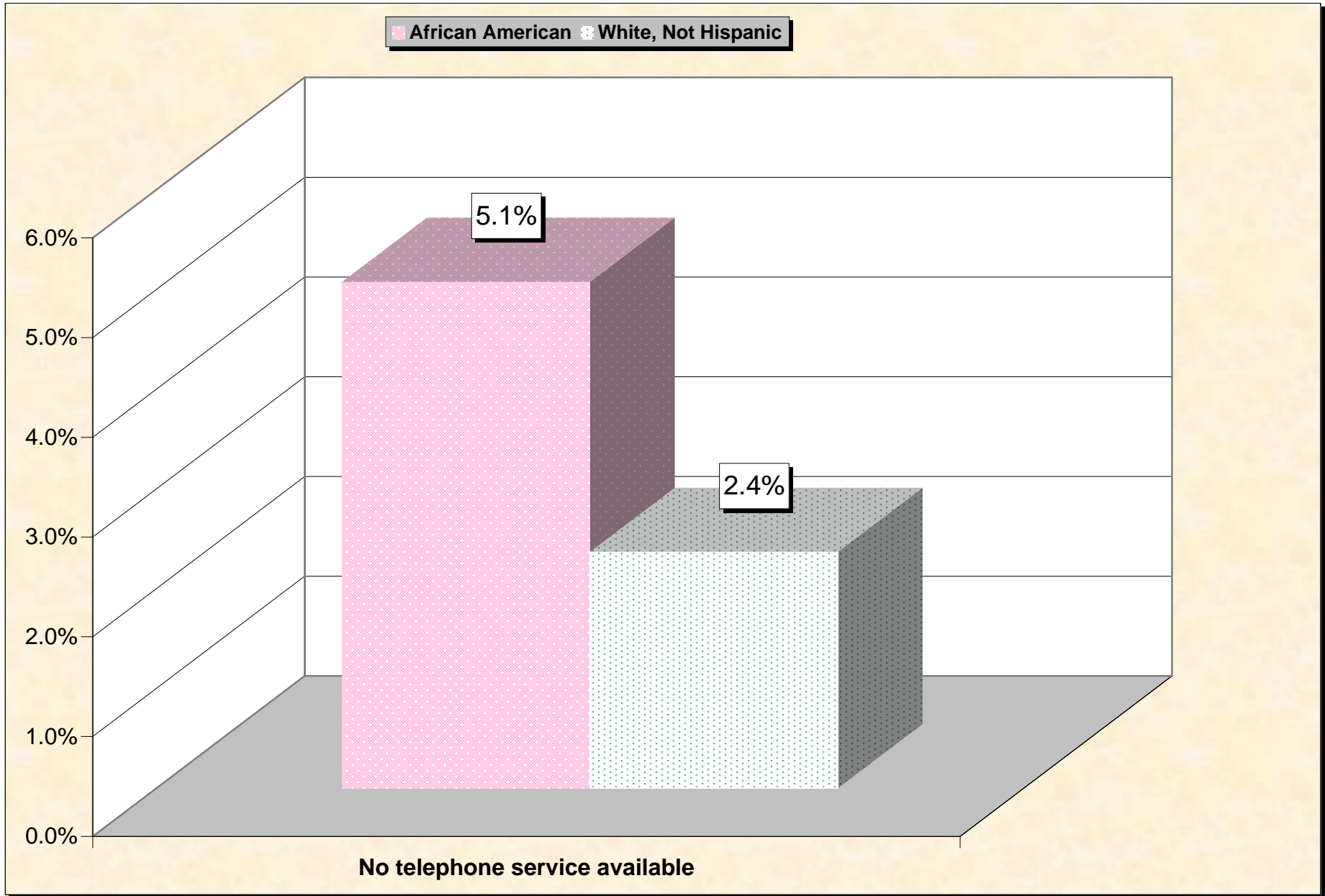
Source: Data Set: Census 2000 Summary File 3 (SF 3) - Sample Data -- H11. TENURE BY RACE OF HOUSEHOLDER [17] - Universe: Occupied housing units; H13. TENURE (WHITE ALONE, NOT HISPANIC OR LATINO HOUSEHOLDER) [3] - Universe: Occupied housing units with a householder who is White alone, not Hispanic or Latino.

Chart 12 -- Occupants Per Room (Crowding) by Household Colbert County, Alabama



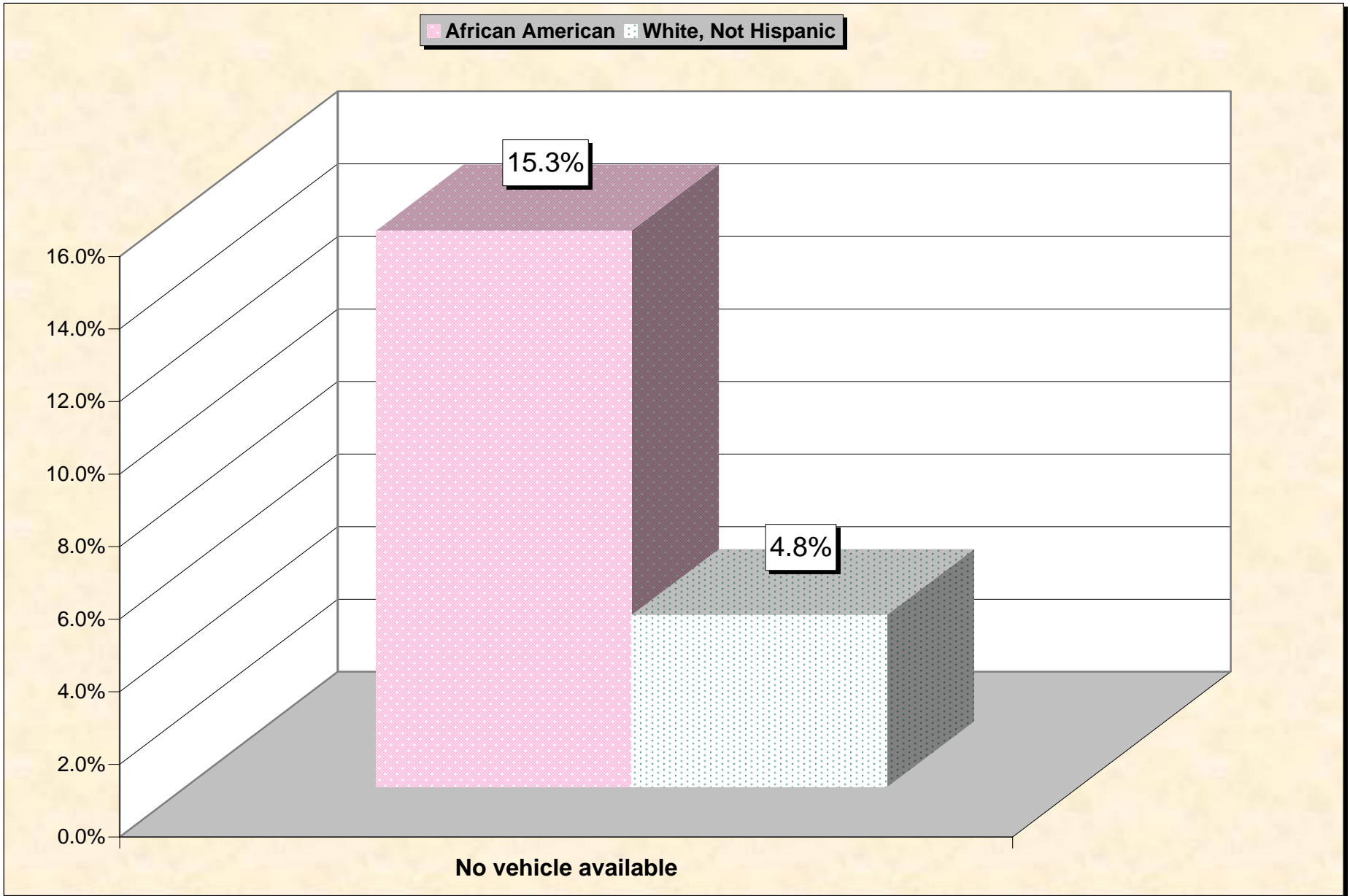
Source: Data Set: Census 2000 Summary File 3 (SF 3) - Sample Data -- HCT29B. OCCUPANTS PER ROOM (BLACK OR AFRICAN AMERICAN ALONE HOUSEHOLDER) [3] - Universe: Occupied housing units with a householder who is Black or African American alone; HCT29I. OCCUPANTS PER ROOM (WHITE ALONE, NOT HISPANIC OR LATINO HOUSEHOLDER) [3] - Universe: Occupied housing units with a householder who is White alone, not Hispanic or Latino.

Chart 13 -- Lack of Telephone Service by Household Colbert County, Alabama



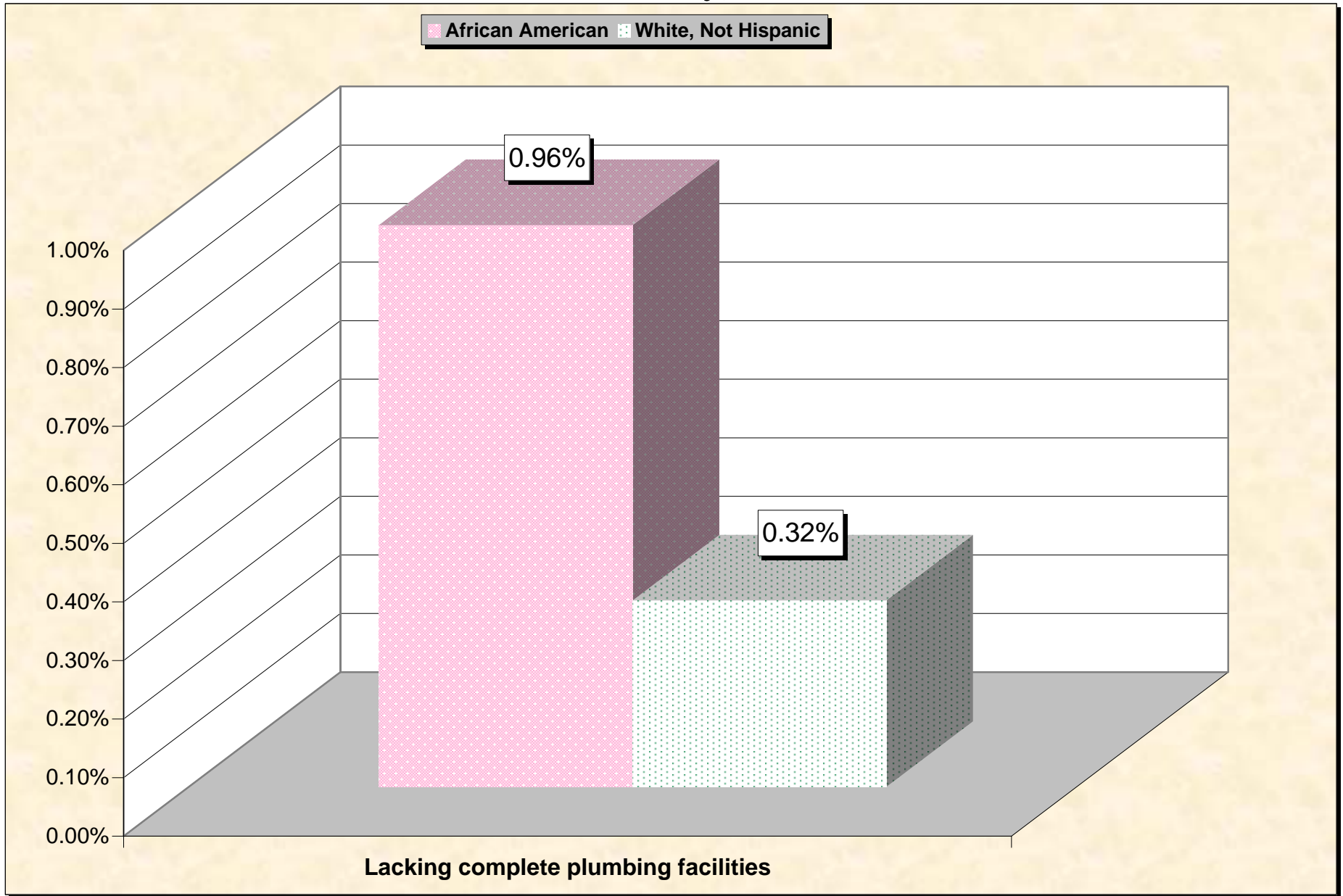
Source: Data Set: Census 2000 Summary File 3 (SF 3) - Sample Data -- HCT32B. TELEPHONE SERVICE AVAILABLE (BLACK OR AFRICAN AMERICAN ALONE HOUSEHOLDER) [3] - Universe: Occupied housing units with a householder who is Black or African American alone; HCT32I. TELEPHONE SERVICE AVAILABLE (WHITE ALONE, NOT HISPANIC OR LATINO HOUSEHOLDER) [3] - Universe: Occupied housing units with a householder who is White alone, not Hispanic or Latino.

Chart 14 -- Lack of Vehicle By Household Colbert County, Alabama



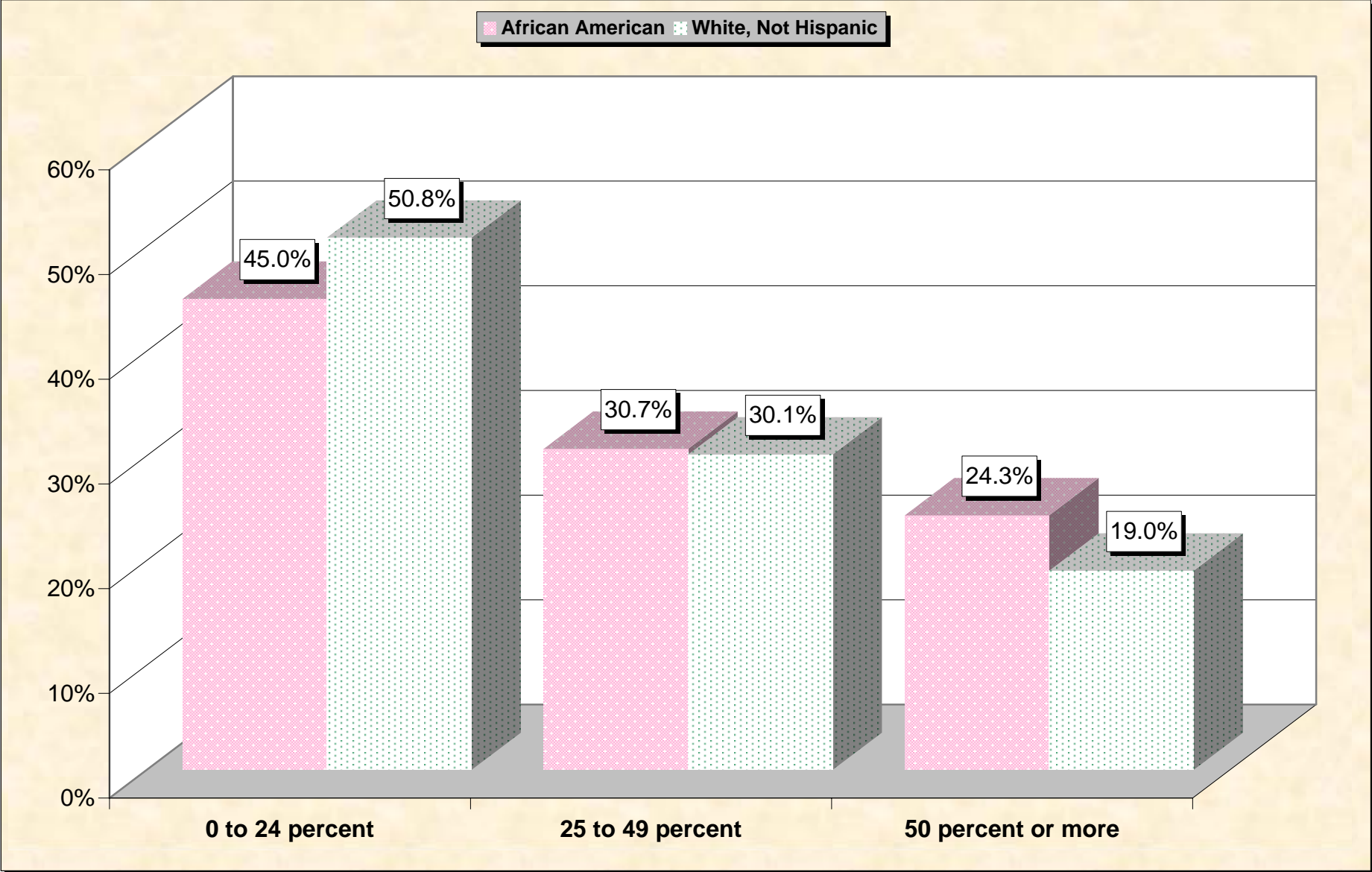
Source: Data Set: Census 2000 Summary File 3 (SF 3) - Sample Data -- HCT33B. VEHICLES AVAILABLE (BLACK OR AFRICAN AMERICAN ALONE HOUSEHOLDER) [3] - Universe: Occupied housing units with a householder who is Black or African American alone;; HCT33I. VEHICLES AVAILABLE (WHITE ALONE, NOT HISPANIC OR LATINO HOUSEHOLDER) [3] - Universe: Occupied housing units with a householder who is White alone, not Hispanic or Latino.

Chart 15 -- Lack of Plumbing By Household Colbert County, Alabama



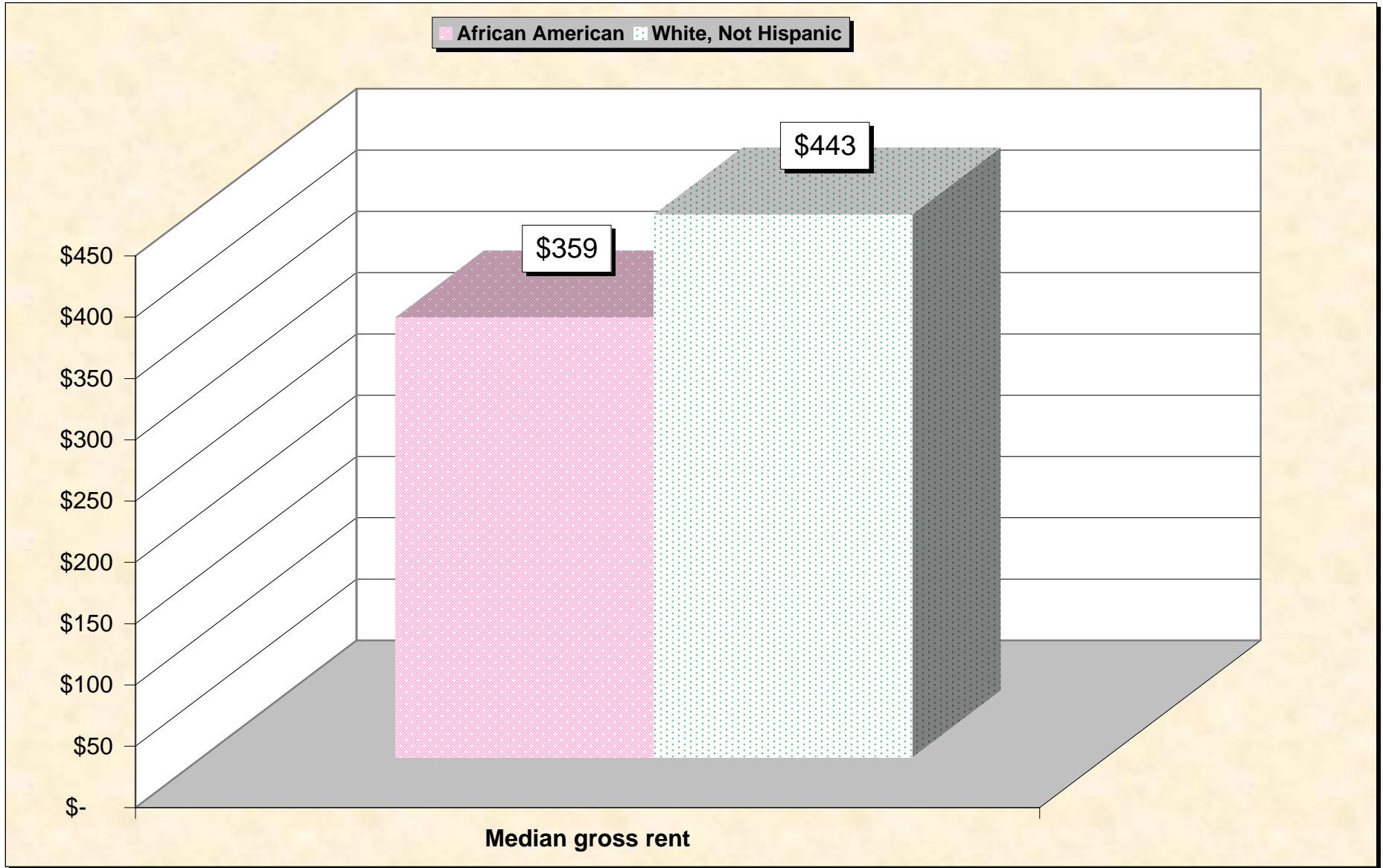
Source: Data Set: Census 2000 Summary File 3 (SF 3) - Sample Data -- HCT34B. PLUMBING FACILITIES (BLACK OR AFRICAN AMERICAN ALONE HOUSEHOLDER) [3] - Universe: Occupied housing units with a householder who is Black or African American alone; HCT34I. PLUMBING FACILITIES (WHITE ALONE, NOT HISPANIC OR LATINO HOUSEHOLDER) [3] - Universe: Occupied housing units with a householder who is White alone, not Hispanic or Latino.

Chart 16 -- Gross Rent as a Percentage of Household Income in 1999 Colbert County, Alabama



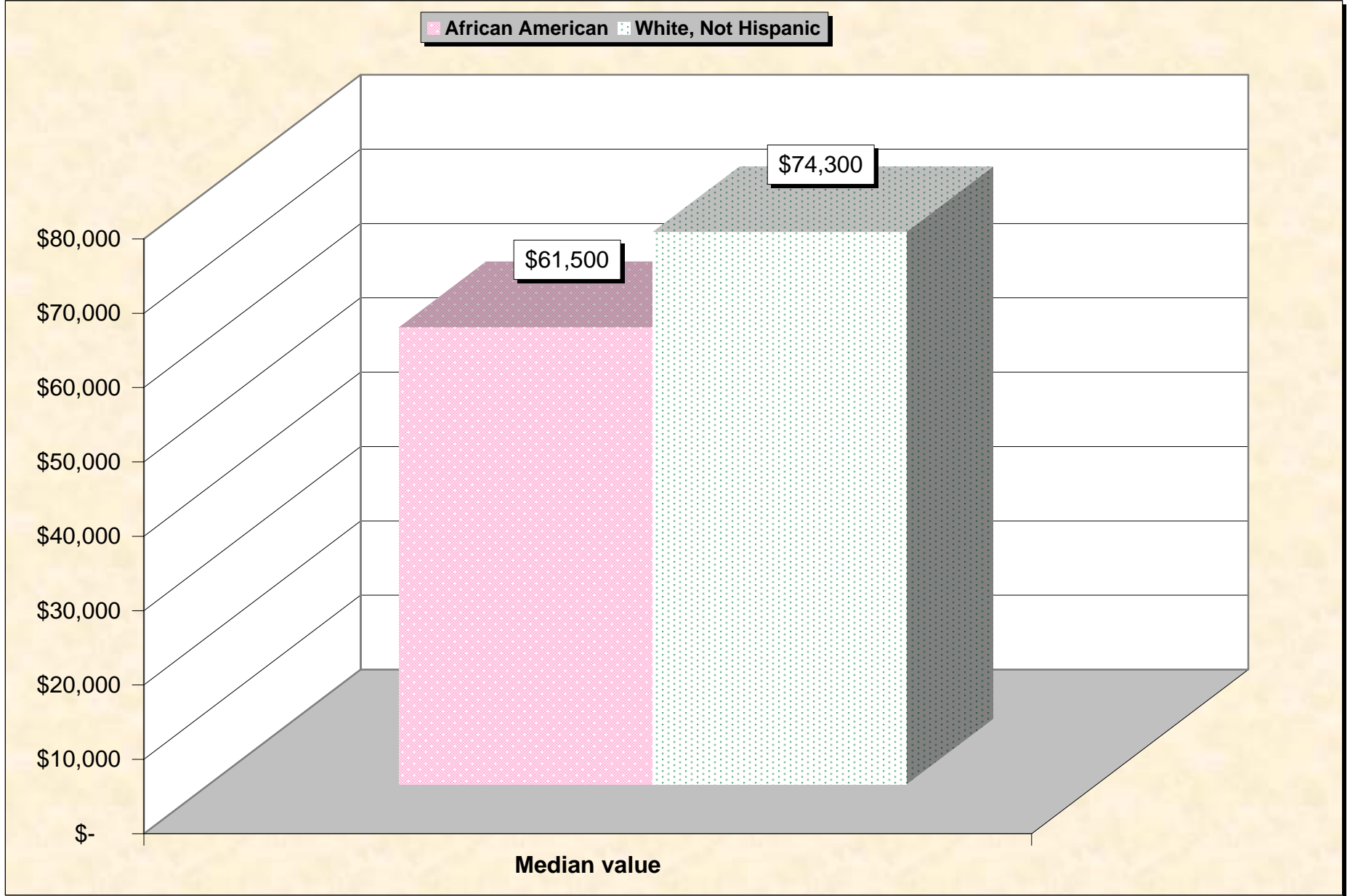
Source: Data Set: Census 2000 Summary File 3 (SF 3) - Sample Data -- HCT39B. GROSS RENT AS A PERCENTAGE OF HOUSEHOLD INCOME IN 1999 (BLACK OR AFRICAN AMERICAN ALONE HOUSEHOLDER) [11] - Universe: Specified renter-occupied housing units with a householder who is Black or African American alone; HCT39I. GROSS RENT AS A PERCENTAGE OF HOUSEHOLD INCOME IN 1999 (WHITE ALONE, NOT HISPANIC OR LATINO HOUSEHOLDER) [11] - Universe: Specified renter-occupied housing units with a householder who is White alone, not Hispanic or Latino.

Chart 17 -- Median Gross Rent By Household Colbert County, Alabama



Source: Data Set: Census 2000 Summary File 3 (SF 3) - Sample Data -- HCT37B. MEDIAN GROSS RENT (DOLLARS) (BLACK OR AFRICAN AMERICAN ALONE HOUSEHOLDER) [1] - Universe: Specified renter-occupied housing units paying cash rent with a householder who is Black or African American alone; HCT37I. MEDIAN GROSS RENT (DOLLARS) (WHITE ALONE, NOT HISPANIC OR LATINO HOUSEHOLDER) [1] - Universe: Specified renter-occupied housing units paying cash rent with a householder who is White alone, not Hispanic or Latino.

Chart 18 -- Median Home Value By Household Colbert County, Alabama



Source: Data Set: Census 2000 Summary File 3 (SF 3) - Sample Data -- HCT42B. MEDIAN VALUE (DOLLARS) (BLACK OR AFRICAN AMERICAN ALONE HOUSEHOLDER) [1] - Universe: Specified owner-occupied housing units with a householder who is Black or African American alone; HCT42I. MEDIAN VALUE (DOLLARS) (WHITE ALONE, NOT HISPANIC OR LATINO HOUSEHOLDER) [1] - Universe: Specified owner-occupied housing units with a householder who is White alone, not Hispanic or Latino.

HOUSEHOLDS BY AGE OF HOUSEHOLDER BY HOUSEHOLD TYPE (INCLUDING LIVING ALONE) BY PRESENCE OF OWN CHILDREN UNDER 18 YEARS

Source data for Chart 1

	African American Colbert County, Alabama	White, Not Hispanic Colbert County, Alabama
Total:	3,501	18,584
Householder 15 to 64 years:	2,732	13,695
Family households:	2,104	10,583
Married-couple family:	1,090	8,886
With own children under 18 years	650	4,481
No own children under 18 years	440	4,405
Other family:	1,014	1,697
Male householder, no wife present:	137	534
With own children under 18 years	77	223
No own children under 18 years	60	311
Female householder, no husband present:	877	1,163
With own children under 18 years	566	783
No own children under 18 years	311	380
Nonfamily households:	628	3,112
Householder living alone	554	2,724
Householder not living alone	74	388
Householder 65 years and over:	769	4,889
Family households:	403	2,701
Married-couple family:	251	2,296
With own children under 18 years	30	11
No own children under 18 years	221	2,285
Other family:	152	405
Male householder, no wife present:	18	55
With own children under 18 years	6	6
No own children under 18 years	12	49
Female householder, no husband present:	134	350
With own children under 18 years	0	8
No own children under 18 years	134	342
Nonfamily households:	366	2,188
Householder living alone	366	2,122
Householder not living alone	0	66

Source: Data Set: Census 2000 Summary File 3 (SF 3) - Sample Data - P146B. HOUSEHOLDS BY AGE OF HOUSEHOLDER BY HOUSEHOLD TYPE (INCLUDING LIVING ALONE) BY PRESENCE OF OWN CHILDREN UNDER 18 YEARS (BLACK OR AFRICAN AMERICAN ALONE HOUSEHOLDER) [31] - Universe: Households with a householder who is Black or African American alone; P146I. HOUSEHOLDS BY AGE OF HOUSEHOLDER BY HOUSEHOLD TYPE (INCLUDING LIVING ALONE) BY PRESENCE OF OWN CHILDREN UNDER 18 YEARS (WHITE ALONE, NOT HISPANIC OR LATINO HOUSEHOLDER) [31] - Universe: Households with a householder who is White alone, not Hispanic or Latino.

SCHOOL ENROLLMENT BY LEVEL OF SCHOOL BY TYPE OF SCHOOL FOR THE POPULATION 3 YEARS AND OVER

Source data for Chart 2

	African American	White, Not Hispanic
	Colbert County, Alabama	Colbert County, Alabama
Total:	8,850	42,968
Enrolled in nursery school, preschool:	162	486
Public school	130	263
Private school	32	223
Enrolled in kindergarten:	155	566
Public school	150	492
Private school	5	74
Enrolled in grade 1 to grade 8:	1,384	4,705
Public school	1,361	4,208
Private school	23	497
Enrolled in grade 9 to grade 12:	648	2,193
Public school	645	2,086
Private school	3	107
Enrolled in college:	355	1,506
Public school	340	1,479
Private school	15	27
Not enrolled in school	6,146	33,512

Source: Data Set: Census 2000 Summary File 3 (SF 3) - Sample Data - P146B. HOUSEHOLDS BY AGE OF HOUSEHOLDER BY HOUSEHOLD TYPE (INCLUDING LIVING ALONE) BY PRESENCE OF OWN CHILDREN UNDER 18 YEARS (BLACK OR AFRICAN AMERICAN ALONE HOUSEHOLDER) [31] - Universe: Households with a householder who is Black or African American alone; P146I. HOUSEHOLDS BY AGE OF HOUSEHOLDER BY HOUSEHOLD TYPE (INCLUDING LIVING ALONE) BY PRESENCE OF OWN CHILDREN UNDER 18 YEARS (WHITE ALONE, NOT HISPANIC OR LATINO HOUSEHOLDER) [31] - Universe: Households with a householder who is White alone, not Hispanic or Latino.

SEX BY EDUCATIONAL ATTAINMENT FOR THE POPULATION 25 YEARS AND OVER

Source data for Chart 3

	African American	White, Not Hispanic
	Colbert County, Alabama	Colbert County, Alabama
Total:	5,591	31,091
Male:	2,378	14,717
Less than 9th grade	211	1,108
9th to 12th grade, no diploma	625	2,465
High school graduate (includes equivalency)	793	5,000
Some college, no degree	499	3,091
Associate degree	107	594
Bachelor's degree	89	1,655
Graduate or professional degree	54	804
Female:	3,213	16,374
Less than 9th grade	347	1,402
9th to 12th grade, no diploma	779	2,860
High school graduate (includes equivalency)	990	5,666
Some college, no degree	643	3,248
Associate degree	171	940
Bachelor's degree	151	1,338
Graduate or professional degree	132	920

Source: Data Set: Census 2000 Summary File 3 (SF 3) - Sample Data -- P148B. SEX BY EDUCATIONAL ATTAINMENT FOR THE POPULATION 25 YEARS AND OVER (BLACK OR AFRICAN AMERICAN ALONE) [17] - Universe: Black or African American alone 25 years and over; P148I. SEX BY EDUCATIONAL ATTAINMENT FOR THE POPULATION 25 YEARS AND OVER (WHITE ALONE, NOT HISPANIC OR LATINO) [17] - Universe: White alone, not Hispanic or Latino population 25 years and over.

SEX BY EMPLOYMENT STATUS FOR THE POPULATION 16 YEARS AND OVER

Source data for Charts 4 and 5

	African American	White, Not Hispanic
	Colbert County, Alabama	Colbert County, Alabama
Total:	6,772	35,785
Male:	2,972	16,977
In labor force:	1,739	11,493
In Armed Forces	11	18
Civilian:	1,728	11,475
Employed	1,551	11,026
Unemployed	177	449
Not in labor force	1,233	5,484
Female:	3,800	18,808
In labor force:	1,875	8,806
In Armed Forces	0	0
Civilian:	1,875	8,806
Employed	1,661	8,402
Unemployed	214	404
Not in labor force	1,925	10,002

Source: Data Set: Census 2000 Summary File 3 (SF 3) - Sample Data -- P150B. SEX BY EMPLOYMENT STATUS FOR THE POPULATION 16 YEARS AND OVER (BLACK OR AFRICAN AMERICAN ALONE) [15] - Universe: Black or African American alone 16 years and over; P150I. SEX BY EMPLOYMENT STATUS FOR THE POPULATION 16 YEARS AND OVER (WHITE ALONE, NOT HISPANIC OR LATINO) [15] - Universe: White alone, not Hispanic or Latino population 16 years and over.

HOUSEHOLD INCOME IN 1999

Source data for Chart 6

	African American	White, Not Hispanic
	Colbert County, Alabama	Colbert County, Alabama
Total:	3,501	18,584
Less than \$10,000	867	2,320
\$10,000 to \$14,999	358	1,494
\$15,000 to \$19,999	347	1,390
\$20,000 to \$24,999	330	1,617
\$25,000 to \$29,999	233	1,351
\$30,000 to \$34,999	180	1,344
\$35,000 to \$39,999	173	1,264
\$40,000 to \$44,999	191	973
\$45,000 to \$49,999	130	1,161
\$50,000 to \$59,999	222	1,546
\$60,000 to \$74,999	178	1,617
\$75,000 to \$99,999	157	1,364
\$100,000 to \$124,999	80	616
\$125,000 to \$149,999	13	186
\$150,000 to \$199,999	14	161
\$200,000 or more	28	180

Source: Data Set: Census 2000 Summary File 3 (SF 3) - Sample Data -- P151B. HOUSEHOLD INCOME IN 1999 (BLACK OR AFRICAN AMERICAN ALONE HOUSEHOLDER) [17] - Universe: Households with a householder who is Black or African American alone; P151I. HOUSEHOLD INCOME IN 1999 (WHITE ALONE, NOT HISPANIC OR LATINO HOUSEHOLDER) [17] - Universe: Households with a householder who is White alone, not Hispanic or Latino.

MEDIAN FAMILY INCOME IN 1999

Source data for Chart 7

	African American	White, Not Hispanic
	Colbert County, Alabama	Colbert County, Alabama
Median family income in 1999	\$ 26,926	\$ 41,705

Source: Data Set: Census 2000 Summary File 3 (SF 3) - Sample Data -- P155B. MEDIAN FAMILY INCOME IN 1999 (DOLLARS) (BLACK OR AFRICAN AMERICAN ALONE HOUSEHOLDER) [1] - Universe: Families with a householder who is Black or African American alone ; P155I. MEDIAN FAMILY INCOME IN 1999 (DOLLARS) (WHITE ALONE, NOT HISPANIC OR LATINO HOUSEHOLDER) [1] - Universe: Families with a householder who is White alone, not Hispanic or Latino.

PER CAPITA INCOME IN 1999

Source data for Chart 8

	African American	White, Not Hispanic
	Colbert County, Alabama	Colbert County, Alabama
Per capita income in 1999	\$ 12,609	\$ 18,624

Source: Data Set: Census 2000 Summary File 3 (SF 3) - Sample Data -- P157B. PER CAPITA INCOME IN 1999 (DOLLARS) (BLACK OR AFRICAN AMERICAN ALONE) [1] - Universe: Black or African American alone; P157I. PER CAPITA INCOME IN 1999 (DOLLARS) (WHITE ALONE, NOT HISPANIC OR LATINO) [1] - Universe: White alone, not Hispanic or Latino population.

POVERTY STATUS IN 1999 BY AGE

Source data for Chart 9

	African American	White, Not Hispanic
	Colbert County, Alabama	Colbert County, Alabama
Total:	9,141	44,089
Income in 1999 below poverty level:	2,476	4,873
Under 5 years	265	379
5 years	53	75
6 to 11 years	393	452
12 to 17 years	329	394
18 to 64 years	1,217	2,840
65 to 74 years	92	322
75 years and over	127	411
Income in 1999 at or above poverty level:	6,665	39,216
Under 5 years	395	2,137
5 years	77	476
6 to 11 years	605	3,095
12 to 17 years	680	2,843
18 to 64 years	4,106	24,407
65 to 74 years	450	3,619
75 years and over	352	2,639

Source: Data Set: Census 2000 Summary File 3 (SF 3) - Sample Data -- P159B. POVERTY STATUS IN 1999 BY AGE (BLACK OR AFRICAN AMERICAN ALONE) [17] - Universe: Black or African American alone for whom poverty status is determined;P159I. POVERTY STATUS IN 1999 BY AGE (WHITE ALONE, NOT HISPANIC OR LATINO) [17] - Universe: White alone, not Hispanic or Latino population for whom poverty status is determined.

MEDIAN EARNINGS IN 1999

Source data for Chart 10

	African American	White, Not Hispanic
	Colbert County, Alabama	Colbert County, Alabama
Median earnings in 1999 --		
Worked full-time, year-round in 1999 --		
Total	\$ 21,496	\$ 27,701
Male	\$ 29,063	\$ 32,560
Female	\$ 17,386	\$ 20,571
Other --		
Total	\$ 8,304	\$ 8,540
Male	\$ 8,427	\$ 12,038
Female	\$ 8,252	\$ 6,898

Source: Data Set: Census 2000 Summary File 3 (SF 3) - Sample Data -- PCT74B. MEDIAN EARNINGS IN 1999 (DOLLARS) BY WORK EXPERIENCE IN 1999 BY SEX FOR THE POPULATION 16 YEARS AND OVER WITH EARNINGS (BLACK OR AFRICAN AMERICAN ALONE) [6] - Universe: Black or African American alone 16 years and over with earnings in 1999; PCT74I. MEDIAN EARNINGS IN 1999 (DOLLARS) BY WORK EXPERIENCE IN 1999 BY SEX FOR THE POPULATION 16 YEARS AND OVER WITH EARNINGS (WHITE ALONE, NOT HISPANIC OR LATINO) [6] - Universe: White alone, not Hispanic or Latino population 16 years and over with earnings in 1999.

TENURE BY RACE OF HOUSEHOLDER

Source data for Chart 11

	Colbert County, Alabama
Total:	22,461
Owner occupied:	17,006
Householder who is White alone	14,665
Householder who is Black or African American alone	2,154
Householder who is American Indian and Alaska Native alone	28
Householder who is Asian alone	26
Householder who is Native Hawaiian and Other Pacific Islander alone	0
Householder who is Some other race alone	16
Householder who is Two or more races	117
Renter occupied:	5,455
Householder who is White alone	3,959
Householder who is Black or African American alone	1,391
Householder who is American Indian and Alaska Native alone	12
Householder who is Asian alone	11
Householder who is Native Hawaiian and Other Pacific Islander alone	13
Householder who is Some other race alone	17
Householder who is Two or more races	52

White alone, not Hispanic

White, Not Hispanic

		Colbert County, Alabama
Total:		18,524
Owner occupied		14,606
Renter occupied		3,918

Source: Data Set: Census 2000 Summary File 3 (SF 3) - Sample Data -- H11. TENURE BY RACE OF HOUSEHOLDER [17] - Universe: Occupied housing units; H13. TENURE (WHITE ALONE, NOT HISPANIC OR LATINO HOUSEHOLDER) [3] - Universe: Occupied housing units with a householder who is White alone, not Hispanic or Latino.

OCCUPANTS PER ROOM

Source data for Chart 12

	African American	White, Not Hispanic
	Colbert County, Alabama	Colbert County, Alabama
Total:	3,545	18,524
1.00 or less occupants per room	3,373	18,336
1.01 or more occupants per room	172	188

Source: Data Set: Census 2000 Summary File 3 (SF 3) - Sample Data -- HCT29B. OCCUPANTS PER ROOM (BLACK OR AFRICAN AMERICAN ALONE HOUSEHOLDER) [3] - Universe: Occupied housing units with a householder who is Black or African American alone; HCT29I. OCCUPANTS PER ROOM (WHITE ALONE, NOT HISPANIC OR LATINO HOUSEHOLDER) [3] - Universe: Occupied housing units with a householder who is White alone, not Hispanic or Latino.

TELEPHONE SERVICE AVAILABLE

Source data for Chart 13

	African American	White, Not Hispanic
	Colbert County, Alabama	Colbert County, Alabama
Total:	3,545	18,524
With telephone service available	3,365	18,085
No telephone service available	180	439

Source: Data Set: Census 2000 Summary File 3 (SF 3) - Sample Data -- HCT32B. TELEPHONE SERVICE AVAILABLE (BLACK OR AFRICAN AMERICAN ALONE HOUSEHOLDER) [3] - Universe: Occupied housing units with a householder who is Black or African American alone; HCT32I. TELEPHONE SERVICE AVAILABLE (WHITE ALONE, NOT HISPANIC OR LATINO HOUSEHOLDER) [3] - Universe: Occupied housing units with a householder who is White alone, not Hispanic or Latino.

VEHICLES AVAILABLE

Source data for Chart 14

	African American	White, Not Hispanic
	Colbert County, Alabama	Colbert County, Alabama
Total:	3,545	18,524
No vehicle available	544	880
1 or more vehicles available	3,001	17,644

Source: Data Set: Census 2000 Summary File 3 (SF 3) - Sample Data -- HCT33B. VEHICLES AVAILABLE (BLACK OR AFRICAN AMERICAN ALONE HOUSEHOLDER) [3] - Universe: Occupied housing units with a householder who is Black or African American alone;; HCT33I. VEHICLES AVAILABLE (WHITE ALONE, NOT HISPANIC OR LATINO HOUSEHOLDER) [3] - Universe: Occupied housing units with a householder who is White alone, not Hispanic or Latino.

PLUMBING FACILITIES

Source data for Chart 15

	African American	White, Not Hispanic
	Colbert County, Alabama	Colbert County, Alabama
Total:	3,545	18,524
Complete plumbing facilities	3,511	18,465
Lacking complete plumbing facilities	34	59

Source: Data Set: Census 2000 Summary File 3 (SF 3) - Sample Data -- HCT34B. PLUMBING FACILITIES (BLACK OR AFRICAN AMERICAN ALONE HOUSEHOLDER) [3] - Universe: Occupied housing units with a householder who is Black or African American alone; HCT34I. PLUMBING FACILITIES (WHITE ALONE, NOT HISPANIC OR LATINO HOUSEHOLDER) [3] - Universe: Occupied housing units with a householder who is White alone, not Hispanic or Latino.

GROSS RENT AS A PERCENTAGE OF HOUSEHOLD INCOME IN 1999

Source data for Chart 16

	African American	White, Not Hispanic
	Colbert County, Alabama	Colbert County, Alabama
Total:	1,391	3,844
Less than 10 percent	114	287
10 to 14 percent	136	466
15 to 19 percent	112	515
20 to 24 percent	169	335
25 to 29 percent	114	245
30 to 34 percent	116	256
35 to 39 percent	59	219
40 to 49 percent	73	230
50 percent or more	287	600
Not computed	211	691

Source: Data Set: Census 2000 Summary File 3 (SF 3) - Sample Data -- HCT39B. GROSS RENT AS A PERCENTAGE OF HOUSEHOLD INCOME IN 1999 (BLACK OR AFRICAN AMERICAN ALONE HOUSEHOLDER) [11] - Universe: Specified renter-occupied housing units with a householder who is Black or African American alone; HCT39I. GROSS RENT AS A PERCENTAGE OF HOUSEHOLD INCOME IN 1999 (WHITE ALONE, NOT HISPANIC OR LATINO HOUSEHOLDER) [11] - Universe: Specified renter-occupied housing units with a householder who is White alone, not Hispanic or Latino.

MEDIAN GROSS RENT

Source data for Chart 17

	African American	White, Not Hispanic
	Colbert County, Alabama	Colbert County, Alabama
Median gross rent	\$ 359	\$ 443

Source: Data Set: Census 2000 Summary File 3 (SF 3) - Sample Data -- HCT37B. MEDIAN GROSS RENT (DOLLARS) (BLACK OR AFRICAN AMERICAN ALONE HOUSEHOLDER) [1] - Universe: Specified renter-occupied housing units paying cash rent with a householder who is Black or African American alone; HCT37I. MEDIAN GROSS RENT (DOLLARS) (WHITE ALONE, NOT HISPANIC OR LATINO HOUSEHOLDER) [1] - Universe: Specified renter-occupied housing units paying cash rent with a householder who is White alone, not Hispanic or Latino.

MEDIAN HOME VALUE

Source data for Chart 18

	African American	White, Not Hispanic
	Colbert County, Alabama	Colbert County, Alabama
Median value	\$ 61,500	\$ 74,300

Source: Data Set: Census 2000 Summary File 3 (SF 3) - Sample Data -- HCT42B. MEDIAN VALUE (DOLLARS) (BLACK OR AFRICAN AMERICAN ALONE HOUSEHOLDER) [1] - Universe: Specified owner-occupied housing units with a householder who is Black or African American alone; HCT42I. MEDIAN VALUE (DOLLARS) (WHITE ALONE, NOT HISPANIC OR LATINO HOUSEHOLDER) [1] - Universe: Specified owner-occupied housing units with a householder who is White alone, not Hispanic or Latino.